

BELCAR ENDURANCE CHAMPIONSHIP


SPA EURO RACE

RACE

Analysis

							■ Personal Best ■ Session Best ■ Crossing the finish line in pit lane									
Lap	D	Time	Sector 1	Sector 2	Sector 3	Kph	Elapsed	Lap	D	Time	Sector 1	Sector 2	Sector 3	Kph	Elapsed	
2	DVB Racing						Ferrari 458 Challenge									
	1. Frank THIERS						1									
	2. Hans THIERS															
	1	1	2:53.206	48.969	1:20.106	44.131	145.6	2:53.206	10	2	2:45.304	45.741	1:17.879	41.684	152.5	32:31.902
	2	1	4:24.818	1:11.467	2:01.535	1:11.816	95.2	7:18.024	11	2	2:47.193	45.669	1:18.465	43.059	150.8	35:19.095
	3	1	4:29.769	1:20.637	1:57.631	1:11.501	93.5	11:47.793	12	2	4:44.835	2:41.850	1:20.861	42.124	88.5	40:03.930
	4	1	3:59.071	1:10.913	1:46.700	1:01.458	105.5	15:46.864	13	2	2:41.362	45.169	1:15.066	41.127	156.3	42:45.292
	5	1	2:51.102	46.286	1:20.846	43.970	147.4	18:37.966	14	2	2:37.782	44.208	1:12.937	40.637	159.8	45:23.074
	6	1	2:50.498	46.443	1:20.027	44.028	147.9	21:28.464	15	2	2:34.749	43.792	1:11.885	39.072	162.9	47:57.823
	7	1	2:50.428	46.895	1:20.036	43.497	147.9	24:18.892	16	2	2:34.270	43.445	1:11.113	39.712	163.4	50:32.093
	8	1	2:49.164	45.895	1:20.471	42.798	149.1	27:08.056	17	2	2:34.869	43.134	1:11.002	40.733	162.8	53:06.962
	9	2	5:01.909	3:00.338	1:19.301	42.270	83.5	32:09.965	18	2	2:32.830	43.192	1:10.534	39.104	165.0	55:39.792
	10	2	2:35.944	44.159	1:12.535	39.250	161.7	34:45.909	19	2	2:33.460	43.075	1:10.891	39.494	164.3	58:13.252
	11	2	2:32.700	42.553	1:10.959	39.188	165.1	37:18.609	20	2	2:33.046	42.904	1:10.530	39.612	164.7	1:00:46.298
	12	2	2:40.240	43.160	1:14.251	42.829	157.4	39:58.849	21	2	2:32.914	43.215	1:10.877	38.822	164.9	1:03:19.212
	13	2	2:33.052	42.506	1:11.632	38.914	164.7	42:31.901	22	2	2:32.791	42.810	1:10.582	39.399	165.0	1:05:52.003
	14	2	2:31.804	42.470	1:10.598	38.736	166.1	45:03.705	23	2	2:33.692	43.142	1:11.504	39.046	164.1	1:08:25.695
	15	2	2:32.075	42.254	1:09.739	40.082	165.8	47:35.780	24	2	2:35.066	44.667	1:10.827	39.572	162.6	1:11:00.761
	16	2	2:32.526	42.243	1:11.158	39.125	165.3	50:08.306	25	2	2:34.222	43.817	1:10.467	39.938	163.5	1:13:34.983
	17	2	2:32.568	42.064	1:10.942	39.562	165.3	52:40.874	26	1	6:06.936	2:24.159	2:34.522	1:08.255	68.7	1:19:41.919
	18	2	2:31.385	42.707	1:09.879	38.799	166.6	55:12.259	27	1	2:41.702	47.194	1:13.960	40.548	155.9	1:22:23.621
	19	2	2:31.048	41.783	1:10.652	38.613	166.9	57:43.307	28	1	2:36.575	43.525	1:12.451	40.599	161.0	1:25:00.196
	20	2	2:32.488	42.671	1:11.510	38.307	165.4	1:00:15.795	29	1	2:40.567	43.834	1:14.301	42.432	157.0	1:27:40.763
	21	2	2:31.449	41.906	1:10.626	38.917	166.5	1:02:47.244	30	1	2:38.056	43.918	1:13.383	40.755	159.5	1:30:18.819
22	2	2:34.640	42.873	1:12.421	39.346	163.1	1:05:21.884	31	1	2:42.005	44.583	1:15.146	42.276	155.6	1:33:00.824	
23	2	2:31.486	41.990	1:11.133	38.363	166.4	1:07:53.370	32	1	2:42.844	43.676	1:15.507	43.661	154.8	1:35:43.668	
24	2	2:32.064	41.459	1:11.735	38.870	165.8	1:10:25.434	33	1	2:48.492	43.893	1:19.014	45.585	149.6	1:38:32.160	
25	2	2:32.942	41.515	1:10.352	41.075	164.9	1:12:58.376	34	1	2:59.362	47.666	1:24.876	46.820	140.6	1:41:31.522	
26	2	4:52.885	42.562	2:14.132	1:56.191	86.1	1:17:51.261	35	1	3:18.503	49.344	1:34.740	54.419	127.0	1:44:50.025	
27	1	4:31.837	2:37.369	1:14.052	40.416	92.8	1:22:23.098	36	1	4:30.730	2:17.576	1:22.415	50.739	93.1	1:49:20.755	
28	1	2:36.669	43.617	1:12.560	40.492	160.9	1:24:59.767	37	1	5:31.378	1:20.563	2:19.384	1:51.431	76.1	1:54:52.133	
29	1	2:40.676	43.718	1:14.456	42.502	156.9	1:27:40.443	38	1	4:34.137	1:30.178	2:04.015	59.944	92.0	1:59:26.270	
30	1	2:37.788	43.793	1:13.557	40.438	159.8	1:30:18.231	39	1	2:57.753	49.079	1:23.607	45.067	141.8	2:02:24.023	
31	1	2:42.183	43.498	1:16.409	42.276	155.5	1:33:00.414	40	1	2:56.585	49.485	1:22.181	44.919	142.8	2:05:20.608	
32	1	2:41.611	43.675	1:14.609	43.327	156.0	1:35:42.025	41	1	2:55.168	47.229	1:21.773	46.166	143.9	2:08:15.776	
33	1	2:47.889	44.861	1:17.924	45.104	150.2	1:38:29.914									
34	1	2:59.869	48.032	1:24.693	47.144	140.2	1:41:29.783									
35	1	3:18.861	48.726	1:36.168	53.967	126.8	1:44:48.644									
36	1	4:14.479	1:00.425	1:48.806	1:25.248	99.1	1:49:03.123									
37	1	3:51.934	1:23.829	1:34.959	53.146	108.7	1:52:55.057									
38	1	3:23.771	58.931	1:32.363	52.477	123.7	1:56:18.828									
39	1	3:30.826	58.493	1:33.596	58.737	119.6	1:59:49.654									
40	1	2:58.278	48.965	1:24.963	44.350	141.4	2:02:47.932									
41	1	2:53.219	48.571	1:19.638	45.010	145.6	2:05:41.151									
42	1	2:42.704	45.687	1:15.253	41.764	155.0	2:08:23.855									
3	Speedlover						Porsche 991									
	1. Guy VERHEYEN						1									
	2. Vincent DESPRIET															
	1	2	2:54.519	49.465	1:20.026	45.028	144.5	2:54.519								
	2	2	4:24.456	1:10.973	2:01.433	1:12.050	95.3	7:18.975								
	3	2	4:29.895	1:21.232	1:57.093	1:11.570	93.4	11:48.870								
	4	2	3:59.443	1:11.602	1:45.717	1:02.124	105.3	15:48.313								
	5	2	2:50.364	46.335	1:19.645	44.384	148.0	18:38.677								
	6	2	2:49.206	46.230	1:19.872	43.104	149.0	21:27.883								
	7	2	2:46.510	45.984	1:17.881	42.645	151.4	24:14.393								
	8	2	2:46.498	45.593	1:17.928	42.977	151.4	27:00.891								
	9	2	2:45.707	45.590	1:18.079	42.038	152.2	29:46.598								
	4	Domec Racing						Radical SR5								
1. Philip DANIELS						2										
2. GIAVEDONO																
1		1	3:09.404	55.159	1:22.248	51.997	133.1	3:09.404								
2		1	13:15.577	...	1:32.349	1:07.661	31.7	16:24.981								
3		1	3:02.931	54.140	1:22.070	46.721	137.8	19:27.912								
4		1	2:55.908	49.944	1:20.452	45.512	143.3	22:23.820								
5		1	2:52.528	48.748	1:20.043	43.737	146.1	25:16.348								
6		1	2:56.828	50.803	1:21.297	44.728	142.6	28:13.176								
7		1	2:49.465	48.440	1:17.868	43.157	148.8	31:02.641								
8		1	2:46.196	48.252	1:15.887	42.057	151.7	33:48.837								
9		1	2:47.553	49.711	1:14.878	42.964	150.5	36:36.390								
10		2	15:59.690	...	1:35.560	54.100	26.3	52:36.080								
11	2	3:17.074	59.200	1:27.340	50.534	127.9	55:53.154									
12	2	3:18.508	58.043	1:28.758	51.707	127.0	59:11.662									
13	2	3:15.986	58.316	1:26.079	51.591	128.7	1:02:27.648									
14	2	3:10.765	57.193	1:25.157	48.415	132.2	1:05:38.413									
15	2	3:12.508	56.465	1:26.216	49.827	131.0	1:08:50.921									
16	2	3:08.875	56.015	1:23.463	49.397	133.5	1:11:59.796									
17	2	4:22.972	56.377	1:36.218	1:50.377	95.9	1:16:22.768									
18	2	4:40.504	2:14.606	1:35.072	50.826	89.9	1:21:03.272									
19	2	22:35.717	...	1:26.747	1:04.525	18.6	1:43:38.989									
20	2	6:33.706	4:07.270	1:32.479	53.957	64.0	1:50:12.695									
21	2	4:45.912	59.187	1:53.960	1:52.765	88.2	1:54:58.607									
22	2	4:33.130	1:30.127	2:03.253	59.750	92.3	1:59:31.737									





BELCAR ENDURANCE CHAMPIONSHIP


SPA EURO RACE

RACE

Analysis

■ Personal Best
 ■ Session Best
 ■ Crossing the finish line in pit lane

Lap	D	Time	Sector 1	Sector 2	Sector 3	Kph	Elapsed	Lap	D	Time	Sector 1	Sector 2	Sector 3	Kph	Elapsed
23	2	2:53.311	49.921	1:18.476	44.914	145.5	2:02:25.048	7	1	3:09.344	54.368	1:26.996	47.980	133.2	25:51.652
24	2	2:49.667	49.442	1:16.956	43.269	148.6	2:05:14.715	8	1	3:06.469	53.113	1:25.177	48.179	135.2	28:58.121
25	2	2:46.916	48.676	1:15.538	42.702	151.1	2:08:01.631	9	1	3:05.094	52.988	1:24.487	47.619	136.2	32:03.215
8 Mext Racing Porsche 991 1.Koen WAUTERS 2.Xavier STEVENS 3.Kris WAUTERS															
1	1	2:46.739	47.319	1:17.282	42.138	151.2	2:46.739	10	1	3:07.902	53.634	1:23.545	50.723	134.2	38:17.749
2	1	4:29.672	1:15.776	2:02.296	1:11.600	93.5	7:16.411	11	1	3:05.820	52.931	1:24.139	48.750	135.7	41:23.569
3	1	4:30.220	1:20.469	1:58.054	1:11.697	93.3	11:46.631	12	1	3:11.594	55.620	1:26.099	49.875	131.6	44:35.163
4	1	3:58.788	1:10.519	1:47.654	1:00.615	105.6	15:45.419	13	1	3:09.109	53.342	1:24.757	51.010	133.3	47:44.272
5	1	2:45.147	44.878	1:17.560	42.709	152.7	18:30.566	14	1	3:10.024	54.511	1:24.966	50.547	132.7	50:54.296
6	1	2:44.854	45.039	1:17.771	42.044	152.9	21:15.420	15	2	7:29.654	5:23.201	1:21.053	45.400	56.1	58:23.950
7	1	2:44.314	44.789	1:18.027	41.498	153.5	23:59.734	16	2	2:55.851	51.521	1:19.407	44.923	143.4	1:01:19.801
8	1	2:45.504	44.293	1:18.200	43.011	152.3	26:45.238	17	2	2:54.348	50.797	1:18.433	45.118	144.6	1:04:14.149
9	1	2:43.883	44.638	1:17.760	41.485	153.9	29:29.121	18	2	2:54.238	50.878	1:18.910	44.450	144.7	1:07:08.387
10	1	2:43.251	44.665	1:16.627	41.959	154.5	32:12.372	19	2	2:54.673	51.227	1:18.583	44.863	144.4	1:10:03.060
11	1	2:43.733	45.434	1:16.996	41.303	154.0	34:56.105	20	2	2:53.415	50.957	1:17.914	44.544	145.4	1:12:56.475
12	2	4:04.296	2:07.760	1:15.804	40.732	103.2	39:00.401	21	2	5:02.660	51.311	2:19.294	1:52.055	83.3	1:17:59.135
13	2	2:39.214	44.278	1:14.533	40.403	158.4	41:39.615	22	2	3:36.145	1:33.708	1:17.825	44.612	116.7	1:21:35.280
14	2	2:39.057	44.383	1:13.566	41.108	158.5	44:18.672	23	2	2:53.294	50.732	1:17.807	44.755	145.5	1:24:28.574
15	2	2:38.714	43.402	1:15.280	40.032	158.9	46:57.386	24	2	2:52.120	50.545	1:17.288	44.287	146.5	1:27:20.694
16	2	2:33.555	43.039	1:10.757	39.759	164.2	49:30.941	25	2	2:53.695	50.247	1:17.935	45.513	145.2	1:30:14.389
17	2	2:33.734	44.121	1:10.850	38.763	164.0	52:04.675	26	2	2:55.694	50.918	1:19.285	45.491	143.5	1:33:10.083
18	2	2:34.433	42.906	1:11.698	39.829	163.3	54:39.108	27	2	2:57.159	50.414	1:20.093	46.652	142.3	1:36:07.242
19	2	2:35.425	42.623	1:13.321	39.481	162.2	57:14.533	28	2	2:57.159	50.414	1:20.093	46.652	142.3	1:36:07.242
20	2	2:33.148	42.649	1:10.742	39.757	164.6	59:47.681	29	2	6:58.260	4:42.874	1:26.688	48.698	60.3	1:43:05.502
21	2	2:34.093	42.940	1:11.068	40.085	163.6	1:02:21.774	30	2	3:39.957	59.054	1:45.146	55.757	114.6	1:46:45.459
22	2	2:32.815	42.703	1:11.330	38.782	165.0	1:04:54.589	31	2	3:28.517	1:03.357	1:32.135	53.025	120.9	1:50:13.976
23	2	2:33.647	43.079	1:11.998	38.570	164.1	1:07:28.236	32	2	4:46.666	59.705	1:53.452	1:53.509	88.0	1:55:00.642
24	2	2:33.774	43.180	1:10.654	39.940	164.0	1:10:02.010	33	2	4:32.943	1:29.852	2:03.185	59.906	92.4	1:59:33.585
25	2	2:34.251	42.871	1:11.516	39.864	163.5	1:12:36.261	34	2	3:05.913	53.350	1:24.757	47.806	135.6	2:02:39.498
26	2	4:15.261	42.618	1:29.086	2:03.557	98.8	1:16:51.522	35	2	3:05.150	54.077	1:23.586	47.487	136.2	2:05:44.648
27	2	4:09.943	2:13.575	1:13.265	43.103	100.9	1:21:01.465	36	2	3:02.025	52.615	1:21.931	47.479	138.5	2:08:46.673
28	2	2:34.454	43.179	1:12.283	38.992	163.2	1:23:35.919	11 Bas Koeten Racing Wolf GB08 1.Thomas PIESSENS 2.Sven VAN LAERE							
29	2	2:34.469	43.078	1:11.140	40.251	163.2	1:26:10.388	1	1	3:10.209	57.699	1:23.749	48.761	132.6	3:10.209
30	2	2:35.467	43.656	1:12.294	39.517	162.2	1:28:45.855	2	1	5:41.289	1:01.403			73.9	8:51.498
31	3	4:19.529	2:14.858	1:20.486	44.185	97.2	1:33:05.384	3	1	4:25.975	2:24.137	1:18.188	43.650	94.8	13:17.473
32	3	2:43.133	44.633	1:16.342	42.158	154.6	1:35:48.517	4	1	3:09.872	48.978	1:18.385	1:02.509	132.8	16:27.345
33	3	2:50.415	45.310	1:20.868	44.237	148.0	1:38:38.932	5	1	2:57.078	51.115	1:21.123	44.840	142.4	19:24.423
34	3	2:56.267	47.748	1:22.942	45.577	143.0	1:41:35.199	6	1	2:47.746	48.444	1:16.981	42.321	150.3	22:12.169
35	3	3:15.379	46.984	1:33.973	54.422	129.1	1:44:50.578	7	1	2:50.002	48.711	1:18.982	42.309	148.3	25:02.171
36	3	4:13.417	59.166	1:48.821	1:25.430	99.5	1:49:03.995	8	1	2:47.933	47.660	1:18.473	41.800	150.1	27:50.104
37	3	3:51.774	1:23.509	1:34.911	53.354	108.8	1:52:55.769	9	1	2:45.225	46.529	1:15.030	43.666	152.6	30:35.329
38	3	3:23.874	58.870	1:32.196	52.808	123.7	1:56:19.643	10	1	2:44.769	47.171	1:15.898	41.700	153.0	33:20.098
39	3	3:32.117	58.802	1:33.287	1:00.028	118.9	1:59:51.760	11	1	2:44.693	47.619	1:14.498	42.576	153.1	36:04.791
40	3	2:54.463	47.840	1:22.691	43.932	144.5	2:02:46.223	12	1	2:42.571	46.179	1:14.518	41.874	155.1	38:47.362
41	3	2:50.158	45.758	1:21.114	43.286	148.2	2:05:36.381	13	2	4:40.814	2:42.222	1:16.516	42.076	89.8	43:28.176
42	3	2:44.889	45.440	1:17.527	41.922	152.9	2:08:21.270	14	2	2:38.991	47.244	1:11.996	39.751	158.6	46:07.167
9 Yokohama Power Racing Ford Mustang 1.Olivier HERMANS 2.Chris VAN WOENSEL															
1	1	3:50.901	1:13.632	1:35.976	1:01.293	109.2	3:50.901	15	2	2:37.455	44.863	1:13.298	39.294	160.1	48:44.622
2	1	4:05.274	1:11.321	1:59.414	54.539	102.8	7:56.175	16	2	2:36.865	45.033	1:11.943	39.889	160.7	51:21.487
3	1	4:21.516	1:07.876	2:02.376	1:11.264	96.4	12:17.691	17	2	2:33.311	44.967	1:09.328	39.016	164.5	53:54.798
4	1	3:55.661	1:08.963	1:39.570	1:07.128	107.0	16:13.352	18	2	2:37.349	45.550	1:10.848	40.951	160.2	56:32.147
5	1	3:17.596	55.790	1:30.107	51.699	127.6	19:30.948	19	2	2:37.160	44.816	1:11.158	41.186	160.4	59:09.307
6	1	3:11.360	54.446	1:27.741	49.173	131.8	22:42.308	20	2	2:39.689	44.653	1:12.183	42.853	157.9	1:01:48.996
								21 2 2:33.453 44.693 1:09.340 39.420 164.3 1:04:22.449							
								22 2 2:35.203 45.454 1:09.616 40.133 162.5 1:06:57.652							
								23 2 2:35.563 44.618 1:09.489 41.456 162.1 1:09:33.215							
								24 2 2:33.588 44.576 1:09.185 39.827 164.2 1:12:06.803							




BELCAR ENDURANCE CHAMPIONSHIP

SPA EURO RACE

RACE

Analysis

							■ Personal Best ■ Session Best ■ Crossing the finish line in pit lane								
Lap	D	Time	Sector 1	Sector 2	Sector 3	Kph	Elapsed	Lap	D	Time	Sector 1	Sector 2	Sector 3	Kph	Elapsed
14 Skylimit Yokohama Race Team							Ford Mustang								
1. Davy SUFFELEERS							4								
2. Menno KUUUS															
1	1	3:47.259	1:13.211	1:34.791	59.257	110.9	3:47.259	1	1	3:18.606	59.124	1:28.229	51.253	127.0	3:18.606
2	1	4:03.139	1:12.552	1:58.440	52.147	103.7	7:50.398	2	1	4:08.117	1:18.313	1:51.327	58.477	101.6	7:26.723
3	1	4:24.959	1:11.974	2:01.770	1:11.215	95.2	12:15.357	3	1	4:28.465	1:21.175	1:56.918	1:10.372	93.9	11:55.188
4	1	3:55.450	1:09.095	1:40.521	1:05.834	107.1	16:10.807	4	1	4:00.411	1:12.222	1:43.498	1:04.691	104.9	15:55.599
5	1	3:13.157	54.781	1:28.114	50.262	130.5	19:23.964	5	1	3:00.308	50.433	1:23.650	46.225	139.8	18:55.907
6	1	3:10.526	54.383	1:27.609	48.534	132.3	22:34.490	6	1	3:03.626	50.563	1:23.422	49.641	137.3	21:59.533
7	1	3:07.533	53.387	1:26.147	47.999	134.5	25:42.023	7	1	2:58.867	49.387	1:24.663	44.817	141.0	24:58.400
8	1	3:05.609	52.950	1:25.075	47.584	135.8	28:47.632	8	1	2:56.835	51.788	1:20.862	44.185	142.6	27:55.235
9	1	3:03.877	52.730	1:23.334	47.813	137.1	31:51.509	9	1	2:51.372	47.393	1:19.531	44.448	147.1	30:46.607
10	2	7:20.304	5:12.429	1:21.541	46.334	57.3	39:11.813	10	1	2:53.951	47.711	1:20.986	45.254	144.9	33:40.558
11	2	2:55.262	52.159	1:18.188	44.915	143.9	42:07.075	11	1	6:26.712	4:20.357	1:22.988	43.367	65.2	40:07.270
12	2	2:54.571	51.004	1:18.609	44.958	144.4	45:01.646	12	1	2:47.224	46.600	1:18.509	42.115	150.8	42:54.494
13	2	2:53.135	51.397	1:17.153	44.585	145.6	47:54.781	13	1	2:44.093	46.085	1:15.914	42.094	153.7	45:38.587
14	2	2:56.828	51.176	1:17.987	47.665	142.6	50:51.609	14	1	2:45.792	46.422	1:16.581	42.789	152.1	48:24.379
15	2	2:54.494	52.148	1:17.848	44.498	144.5	53:46.103	15	1	2:42.493	46.059	1:15.528	40.906	155.2	51:06.872
16	2	2:55.197	50.810	1:18.052	46.335	143.9	56:41.300	16	1	2:39.658	45.209	1:13.715	40.734	157.9	53:46.530
17	2	2:53.155	51.124	1:17.531	44.500	145.6	59:34.455	17	1	2:40.941	45.346	1:14.458	41.137	156.7	56:27.471
18	2	2:53.406	50.647	1:17.455	45.304	145.4	1:02:27.861	18	1	2:41.532	45.500	1:14.532	41.500	156.1	59:09.003
19	2	2:53.226	51.120	1:17.411	44.695	145.6	1:05:21.087	19	1	2:41.906	45.718	1:14.104	42.084	155.7	1:01:50.909
20	2	2:53.551	51.267	1:17.752	44.532	145.3	1:08:14.638	20	1	2:39.378	45.136	1:13.621	40.621	158.2	1:04:30.287
21	2	2:55.058	50.805	1:18.608	45.645	144.0	1:11:09.696	21	1	2:39.398	45.016	1:13.770	40.612	158.2	1:07:09.685
22	2	2:57.168	50.667	1:18.175	48.326	142.3	1:14:06.864	22	1	2:39.603	45.222	1:13.856	40.525	158.0	1:09:49.288
23	2	5:31.559	1:45.586	2:37.446	1:08.527	76.0	1:19:38.423	23	1	2:40.477	45.120	1:14.035	41.322	157.1	1:12:29.765
24	2	2:54.770	52.045	1:18.107	44.618	144.3	1:22:33.193	24	1	4:19.610	45.848	1:30.230	2:03.532	97.1	1:16:49.375
25	1	5:29.194	3:20.914	1:22.862	45.418	76.6	1:28:02.387	25	2	4:45.639	2:45.562	1:17.374	42.703	88.3	1:21:35.014
26	1	2:57.452	52.122	1:20.143	45.187	142.1	1:30:59.839	26	2	2:44.101	45.676	1:17.014	41.411	153.7	1:24:19.115
27	1	2:56.675	51.524	1:19.896	45.255	142.7	1:33:56.514	27	2	2:41.923	45.237	1:14.806	41.880	155.7	1:27:01.038
28	1	3:00.397	51.761	1:22.175	46.461	139.8	1:36:56.911	28	2	2:41.400	45.471	1:14.716	41.213	156.2	1:29:42.438
29	1	3:09.745	52.347	1:28.048	49.350	132.9	1:40:06.656	29	2	2:43.114	45.826	1:15.197	42.091	154.6	1:32:25.552
30	1	3:31.117	55.671	1:31.294	1:04.152	119.4	1:43:37.773	30	2	2:44.693	45.878	1:15.904	42.911	153.1	1:35:10.245
31	1	6:18.416	3:59.028	1:29.607	49.781	66.6	1:49:56.189	31	2	2:49.921	45.517	1:20.113	44.291	148.4	1:38:00.166
32	1	4:58.745	55.696	2:11.404	1:51.645	84.4	1:54:54.934	32	2	3:06.382	50.249	1:26.776	49.357	135.3	1:41:06.548
33	1	4:35.004	1:30.213	2:03.419	1:01.372	91.7	1:59:29.938	33	2	3:17.839	52.284	1:33.935	51.620	127.4	1:44:24.387
34	1	3:06.596	54.027	1:24.931	47.638	135.1	2:02:36.534	34	2	4:30.129	54.299	2:12.083	1:23.747	93.3	1:48:54.516
35	1	3:06.635	53.234	1:26.144	47.257	135.1	2:05:43.169	35	2	3:42.206	1:21.221	1:29.856	51.129	113.5	1:52:36.722
36	1	3:02.936	52.873	1:22.683	47.380	137.8	2:08:46.105	36	2	3:19.383	58.647	1:29.998	50.738	126.5	1:55:56.105
15 Hamofa Motorsport							BMW M3 GTR								
1. Rob VERHOEVEN							3								
2. Kris VERHOEVEN															
1	1	3:18.606	59.124	1:28.229	51.253	127.0	3:18.606	1	1	3:18.606	59.124	1:28.229	51.253	127.0	3:18.606
2	1	4:08.117	1:18.313	1:51.327	58.477	101.6	7:26.723	2	1	4:08.117	1:18.313	1:51.327	58.477	101.6	7:26.723
3	1	4:28.465	1:21.175	1:56.918	1:10.372	93.9	11:55.188	3	1	4:28.465	1:21.175	1:56.918	1:10.372	93.9	11:55.188
4	1	4:00.411	1:12.222	1:43.498	1:04.691	104.9	15:55.599	4	1	4:00.411	1:12.222	1:43.498	1:04.691	104.9	15:55.599
5	1	3:00.308	50.433	1:23.650	46.225	139.8	18:55.907	5	1	3:00.308	50.433	1:23.650	46.225	139.8	18:55.907
6	1	3:03.626	50.563	1:23.422	49.641	137.3	21:59.533	6	1	3:03.626	50.563	1:23.422	49.641	137.3	21:59.533
7	1	2:58.867	49.387	1:24.663	44.817	141.0	24:58.400	7	1	2:58.867	49.387	1:24.663	44.817	141.0	24:58.400
8	1	2:56.835	51.788	1:20.862	44.185	142.6	27:55.235	8	1	2:56.835	51.788	1:20.862	44.185	142.6	27:55.235
9	1	2:51.372	47.393	1:19.531	44.448	147.1	30:46.607	9	1	2:51.372	47.393	1:19.531	44.448	147.1	30:46.607
10	1	2:53.951	47.711	1:20.986	45.254	144.9	33:40.558	10	1	2:53.951	47.711	1:20.986	45.254	144.9	33:40.558
11	1	6:26.712	4:20.357	1:22.988	43.367	65.2	40:07.270	11	1	6:26.712	4:20.357	1:22.988	43.367	65.2	40:07.270
12	1	2:47.224	46.600	1:18.509	42.115	150.8	42:54.494	12	1	2:47.224	46.600	1:18.509	42.115	150.8	42:54.494
13	1	2:44.093	46.085	1:15.914	42.094	153.7	45:38.587	13	1	2:44.093	46.085	1:15.914	42.094	153.7	45:38.587
14	1	2:45.792	46.422	1:16.581	42.789	152.1	48:24.379	14	1	2:45.792	46.422	1:16.581	42.789	152.1	48:24.379
15	1	2:42.493	46.059	1:15.528	40.906	155.2	51:06.872	15	1	2:42.493	46.059	1:15.528	40.906	155.2	51:06.872
16	1	2:39.658	45.209	1:13.715	40.734	157.9	53:46.530	16	1	2:39.658	45.209	1:13.715	40.734	157.9	53:46.530
17	1	2:40.941	45.346	1:14.458	41.137	156.7	56:27.471	17	1	2:40.941	45.346	1:14.458	41.137	156.7	56:27.471
18	1	2:41.532	45.500	1:14.532	41.500	156.1	59:09.003	18	1	2:41.532	45.500	1:14.532	41.500	156.1	59:09.003
19	1	2:41.906	45.718	1:14.104	42.084	155.7	1:01:50.909	19	1	2:41.906	45.718	1:14.104	42.084	155.7	1:01:50.909
20	1	2:39.378	45.136	1:13.621	40.621	158.2	1:04:30.287	20	1	2:39.378	45.136	1:13.621	40.621	158.2	1:04:30.287
21	1	2:39.398	45.016	1:13.770	40.612	158.2	1:07:09.685	21	1	2:39.398	45.016	1:13.770	40.612	158.2	1:07:09.685
22	1	2:39.603	45.222	1:13.856	40.525	158.0	1:09:49.288	22	1	2:39.603	45.222	1:13.856	40.525	158.0	1:09:49.288
23	1	2:40.477	45.120	1:14.035	41.322	157.1	1:12:29.765	23	1	2:40.477	45.120	1:14.035	41.322	157.1	1:12:29.765
24	1	4:19.610	45.848	1:30.230	2:03.532	97.1	1:16:49.375	24	1	4:19.610	45.848	1:30.230	2:03.532	97.1	1:16:49.375
25	2	4:45.639	2:45.562	1:17.374	42.703	88.3	1:21:35.014	25	2	4:45.639	2:45.562	1:17.374	42.703	88.3	1:21:35.014
26	2	2:44.101	45.676	1:17.014	41.411	153.7	1:24:19.115	26	2	2:44.101	45.676	1:17.014	41.411	153.7	1:24:19.115
27	2	2:41.923	45.237	1:14.806	41.880	155.7	1:27:01.038	27	2	2:41.923	45.237	1:14.806	41.880	155.7	1:27:01.038
28	2	2:41.400	45.471	1:14.716	41.213	156.2	1:29:42.438	28	2	2:41.400	45.471	1:14.716	41.213	156.2	1:29:42.438
29	2	2:43.114	45.826	1:15.197	42.091	154.6	1:32:25.552	29	2	2:43.114	45.826	1:15.197	42.091	154.6	1:32:25.552
30	2	2:44.693	45.878	1:15.904	42.911	153.1									



BELCAR ENDURANCE CHAMPIONSHIP

SPA EURO RACE

RACE


Analysis

								■ Personal Best ■ Session Best ■ Crossing the finish line in pit lane							
Lap	D	Time	Sector 1	Sector 2	Sector 3	Kph	Elapsed	Lap	D	Time	Sector 1	Sector 2	Sector 3	Kph	Elapsed
12	2	3:31.369	1:22.115	1:22.978	46.276	119.3	43:35.132	6	2	3:24.946	59.435	1:32.953	52.558	123.0	23:30.172
13	2	2:55.564	50.892	1:19.103	45.569	143.6	46:30.696	7	2	3:19.245	58.278	1:30.050	50.917	126.5	26:49.417
14	2	3:40.197	1:34.598	1:19.782	45.817	114.5	50:10.893	8	2	3:15.529	56.472	1:30.164	48.893	129.0	30:04.946
15	2	2:56.119	49.727	1:20.813	45.579	143.2	53:07.012	9	2	3:09.422	55.316	1:25.188	48.918	133.1	33:14.368
16	2	2:55.551	50.503	1:20.076	44.972	143.6	56:02.563	10	2	3:07.709	55.619	1:24.324	47.766	134.3	36:22.077
17	2	2:53.858	49.570	1:19.374	44.914	145.0	58:56.421	11	2	3:05.002	54.349	1:23.396	47.257	136.3	39:27.079
18	2	2:54.567	50.462	1:19.099	45.006	144.4	1:01:50.988	12	2	3:03.611	53.928	1:22.369	47.314	137.3	42:30.690
19	2	2:53.295	49.488	1:19.426	44.381	145.5	1:04:44.283	13	2	3:03.304	53.583	1:22.501	47.220	137.6	45:33.994
20	2	2:52.904	49.306	1:18.396	45.202	145.8	1:07:37.187	14	2	3:07.957	53.224	1:26.798	47.935	134.1	48:41.951
21	2	2:51.753	49.580	1:17.781	44.392	146.8	1:10:28.940	15	2	3:05.198	54.264	1:22.836	48.098	136.1	51:47.149
22	2	2:52.944	49.559	1:18.570	44.815	145.8	1:13:21.884	16	2	3:03.816	53.400	1:22.961	47.455	137.2	54:50.965
23	2	5:53.704	1:12.379	2:44.508	1:56.817	71.3	1:19:15.588	17	2	3:02.942	53.138	1:22.875	46.929	137.8	57:53.907
24	2	2:54.668	50.134	1:20.086	44.448	144.4	1:22:10.256	18	2	3:03.261	52.922	1:23.069	47.270	137.6	1:00:57.168
25	2	2:53.091	49.915	1:18.751	44.425	145.7	1:25:03.347	19	2	3:02.768	53.449	1:21.810	47.509	138.0	1:03:59.936
26	2	2:51.908	49.074	1:17.837	44.997	146.7	1:27:55.255	20	2	3:04.516	54.768	1:21.775	47.973	136.7	1:07:04.452
27	2	2:55.179	50.064	1:19.596	45.519	143.9	1:30:50.434	21	1	4:58.988	2:46.367	1:24.244	48.377	84.3	1:12:03.440
28	2	2:55.048	50.009	1:19.121	45.918	144.0	1:33:45.482	22	1	4:44.701	54.072	1:47.123	2:03.506	88.6	1:16:48.141
29	2	2:58.011	49.743	1:20.774	47.494	141.6	1:36:43.493	23	1	4:33.456	2:20.534	1:26.155	46.767	92.2	1:21:21.597
30	3	4:33.063	2:12.932	1:29.973	50.158	92.3	1:41:16.556	24	1	3:05.996	54.839	1:23.202	47.955	135.6	1:24:27.593
31	3	3:30.143	53.415	1:40.646	56.082	120.0	1:44:46.699	25	1	3:08.562	57.301	1:23.350	47.911	133.7	1:27:36.155
32	3	4:15.014	1:00.810	1:48.856	1:25.348	98.9	1:49:01.713	26	1	3:08.592	53.656	1:26.866	48.070	133.7	1:30:44.747
33	3	3:52.577	1:24.129	1:35.220	53.228	108.4	1:52:54.290	27	1	3:08.827	54.929	1:25.083	48.815	133.5	1:33:53.574
34	3	3:23.611	58.631	1:32.059	52.921	123.8	1:56:17.901	28	1	3:09.619	55.315	1:25.658	48.646	133.0	1:37:03.193
35	3	3:30.877	58.825	1:32.842	59.210	119.6	1:59:48.778	29	1	3:15.635	55.447	1:29.187	51.001	128.9	1:40:18.828
36	3	3:13.532	53.656	1:29.385	50.491	130.3	2:03:02.310								
37	3	3:03.450	52.588	1:23.318	47.544	137.4	2:06:05.760								
38	3	3:00.888	51.019	1:23.166	46.703	139.4	2:09:06.648								

18 DVB Racing								KTM X-Bow							
1. Xavier MEZQUITA								3							
2. Reiner WEISSHAUPT															
1	2	3:28.664	1:03.671	1:29.216	55.777	120.8	3:28.664	1	2	3:21.963	1:00.414	1:28.770	52.779	124.8	3:21.963
2	2	4:04.100	1:14.717	1:49.243	1:00.140	103.3	7:32.764	2	2	4:06.986	1:17.386	1:50.209	59.391	102.1	7:28.949
3	2	4:28.852	1:20.644	1:57.447	1:10.761	93.8	12:01.616	3	2	4:28.793	1:20.678	1:57.097	1:11.018	93.8	11:57.742
4	2	3:57.374	1:11.367	1:43.334	1:02.673	106.2	15:58.990	4	2	3:58.596	1:11.565	1:42.990	1:04.041	105.7	15:56.338
5	2	2:59.718	49.378	1:24.532	45.808	140.3	18:58.708	5	2	3:04.171	50.560	1:25.804	47.807	136.9	19:00.509
6	2	2:57.158	49.419	1:21.980	45.759	142.3	21:55.866	6	2	2:57.719	48.920	1:23.065	45.734	141.9	21:58.228
7	2	2:54.169	49.267	1:20.464	44.438	144.8	24:50.035	7	2	2:57.119	48.201	1:24.762	44.156	142.4	24:55.347
8	2	2:52.710	48.641	1:19.481	44.588	146.0	27:42.745	8	2	2:53.052	48.735	1:20.228	44.089	145.7	27:48.399
9	2	2:52.230	48.342	1:19.080	44.808	146.4	30:34.975	9	2	2:55.414	48.006	1:22.054	45.354	143.7	30:43.813
10	2	2:54.148	49.287	1:19.463	45.398	144.8	33:29.123	10	1	5:09.360	2:52.339	1:30.726	46.295	81.5	35:53.173
11	1	6:40.091	4:22.677	1:30.996	46.418	63.0	40:09.214	11	1	2:49.904	47.755	1:18.508	43.641	148.4	38:43.077
12	1	2:55.574	49.009	1:21.990	44.575	143.6	43:04.788	12	1	2:47.813	47.307	1:17.305	43.201	150.3	41:30.890
13	1	2:52.450	47.763	1:20.267	44.420	146.2	45:57.238	13	1	2:48.736	47.671	1:17.255	43.810	149.4	44:19.626
14	1	2:55.371	48.758	1:22.345	44.268	143.8	48:52.609	14	1	2:50.019	50.965	1:16.898	42.156	148.3	47:09.645
15	1	2:54.065	48.208	1:21.075	44.782	144.9	51:46.674	15	1	2:48.025	45.921	1:19.658	42.446	150.1	49:57.670
16	1	2:58.508	48.034	1:22.469	48.005	141.2	54:45.182	16	1	3:15.412	46.381	1:16.191	1:12.840	129.0	53:13.082
17	2	24:54.730	...	2:36.204	1:07.924	16.9	1:19:39.912	17	1	6:34.516	4:31.099	1:19.387	44.030	63.9	59:47.598
18	2	2:54.335	51.549	1:17.639	45.147	144.6	1:22:34.247	18	1	2:47.766	47.933	1:16.508	43.325	150.3	1:02:35.364
19	2	2:59.345	53.689	1:19.538	46.118	140.6	1:25:33.592	19	1	2:53.712	47.868	1:22.512	43.332	145.1	1:05:29.076

19 van der Horst Motorsport								BMW Clubsport							
1. Steven DEWULF								5							
2. Jeromy HESSELS															
1	2	3:56.217	1:23.261	1:36.495	56.461	106.7	3:56.217	1	2	2:47.588	46.727	1:17.058	43.803	150.5	1:11:03.344
2	2	4:59.849	2:24.351	1:39.888	55.610	84.1	8:56.066	2	1	2:48.436	47.361	1:17.488	43.587	149.7	1:13:51.780
3	2	3:32.038	1:00.639	1:37.667	53.732	118.9	12:28.104	23	1	5:48.603	1:38.259	2:50.192	1:20.152	72.3	1:19:40.383
4	2	3:57.166	1:09.884	1:37.961	1:09.321	106.3	16:25.270	24	1	2:48.056	49.141	1:16.546	42.369	150.0	1:22:28.439
5	2	3:39.956	59.067	1:35.834	1:05.055	114.6	20:05.226	25	1	2:47.353	47.288	1:16.532	43.533	150.7	1:25:15.792





BELCAR ENDURANCE CHAMPIONSHIP


SPA EURO RACE

RACE

Analysis

							■ Personal Best ■ Session Best ■ Crossing the finish line in pit lane									
Lap	D	Time	Sector 1	Sector 2	Sector 3	Kph	Elapsed	Lap	D	Time	Sector 1	Sector 2	Sector 3	Kph	Elapsed	
27		Stichting Racing 4 Fun					BMW Clubsport					5				
		1. Eric SLIPHORST			3. Mick DE JONGE											
		2. Carlo IZELAAR														
1	1	3:48.584	1:14.787	1:33.716	1:00.081	110.3	3:48.584	16	1	3:04.518	54.222	1:21.551	48.745	136.6	54:21.668	
2	1	4:02.820	1:12.266	1:58.492	52.062	103.8	7:51.404	17	1	3:04.161	54.006	1:22.324	47.831	136.9	57:25.829	
3	1	4:24.568	1:11.533	2:02.180	1:10.855	95.3	12:15.972	18	1	3:02.886	54.171	1:20.967	47.748	137.9	1:00:28.715	
4	1	3:56.085	1:09.400	1:40.010	1:06.675	106.8	16:12.057	19	1	3:02.123	53.827	1:20.920	47.376	138.4	1:03:30.838	
5	1	3:19.426	56.836	1:30.202	52.388	126.4	19:31.483	20	1	3:01.555	54.130	1:20.379	47.046	138.9	1:06:32.393	
6	1	3:16.533	56.627	1:28.814	51.092	128.3	22:48.016	21	1	3:01.358	53.393	1:20.837	47.128	139.0	1:09:33.751	
7	1	3:15.116	56.280	1:27.913	50.923	129.2	26:03.132	22	1	3:03.378	54.570	1:20.940	47.868	137.5	1:12:37.129	
8	1	3:09.949	55.407	1:25.983	48.559	132.7	29:13.081	23	1	5:13.452	54.376	2:22.824	1:56.252	80.4	1:17:50.581	
9	1	3:08.271	54.249	1:25.021	49.001	133.9	32:21.352	24	2	5:36.508	3:23.920	1:23.727	48.861	74.9	1:23:27.089	
10	3	7:31.151	5:12.101	1:28.564	50.486	55.9	39:52.503	25	2	3:05.616	55.142	1:21.750	48.724	135.8	1:26:32.705	
11	3	3:11.410	56.386	1:26.131	48.893	131.7	43:03.913	26	2	3:05.876	54.853	1:22.533	48.490	135.7	1:29:38.581	
12	3	3:09.703	55.929	1:25.071	48.703	132.9	46:13.616	27	2	3:07.529	54.598	1:23.645	49.286	134.5	1:32:46.110	
13	3	3:08.608	56.287	1:23.688	48.633	133.7	49:22.224	28	2	3:09.996	54.672	1:25.608	49.716	132.7	1:35:56.106	
14	3	3:10.226	56.389	1:23.777	50.060	132.5	52:32.450	29	2	3:12.553	54.743	1:27.081	50.729	130.9	1:39:08.659	
15	3	3:07.311	54.459	1:22.901	49.951	134.6	55:39.761	30	2	3:22.699	1:00.168	1:30.871	51.660	124.4	1:42:31.358	
16	3	3:07.298	55.483	1:23.313	48.502	134.6	58:47.059	31	2	3:27.842	1:00.608	1:34.828	52.406	121.3	1:45:59.200	
17	3	3:09.416	54.994	1:25.113	49.309	133.1	1:01:56.475	32	2	3:21.129	58.426	1:30.285	52.418	125.4	1:49:20.329	
18	3	3:11.146	54.911	1:25.885	50.350	131.9	1:05:07.621	33	2	5:31.121	1:20.311	2:19.181	1:51.629	76.1	1:54:51.450	
19	3	3:11.323	55.308	1:26.128	49.887	131.8	1:08:18.944	34	2	4:35.780	1:29.935	2:04.022	1:01.823	91.4	1:59:27.230	
20	3	3:11.107	57.060	1:24.839	49.208	131.9	1:11:30.051	35	2	3:19.616	58.155	1:30.324	51.137	126.3	2:02:46.846	
21	2	7:37.522	2:42.847	2:57.509	1:57.166	55.1	1:19:07.573	36	2	3:12.525	57.152	1:25.866	49.507	131.0	2:05:59.371	
22	2	3:06.755	55.156	1:23.704	47.895	135.0	1:22:14.328	37	2	3:10.362	55.589	1:25.868	48.905	132.5	2:09:09.733	
23	2	3:04.276	54.331	1:22.046	47.899	136.8	1:25:18.604									
24	2	3:03.997	54.065	1:21.892	48.040	137.0	1:28:22.601									
25	2	3:03.858	53.518	1:22.749	47.591	137.1	1:31:26.459									
26	2	3:05.645	53.902	1:23.882	47.861	135.8	1:34:32.104									
27	2	3:09.132	54.400	1:24.990	49.742	133.3	1:37:41.236									
28	2	3:21.658	55.508	1:32.466	53.684	125.0	1:41:02.894									
29	2	3:39.231	59.869	1:42.177	57.185	115.0	1:44:42.125									
30	2	4:16.427	58.928	1:52.636	1:24.863	98.3	1:48:58.552									
31	2	3:47.492	1:22.364	1:32.829	52.299	110.8	1:52:46.044									
32	2	3:22.219	58.703	1:32.344	51.172	124.7	1:56:08.263									
33	2	3:39.132	56.846	1:42.562	59.724	115.1	1:59:47.395									
34	2	3:18.771	58.790	1:29.577	50.404	126.9	2:03:06.166									
35	2	3:11.201	55.758	1:26.088	49.355	131.9	2:06:17.367									
36	2	3:07.214	55.114	1:23.507	48.593	134.7	2:09:24.581									
31		MSTC					BMW Clubsport					5				
		1. Kobe CLAES														
		2. Ricardo TEIXIERA														
1	1	3:55.399	1:20.727	1:34.461	1:00.211	107.1	3:55.399	16	1	4:43.512 B	1:00.915	1:27.456	2:15.141	88.9	4:43.512	
2	1	4:02.463	1:08.834	1:59.526	54.103	104.0	7:57.862									
3	1	4:49.097	2:14.550	1:41.018	53.529	87.2	12:46.959									
4	1	3:41.991	1:02.277	1:34.511	1:05.203	113.6	16:28.950									
5	1	3:24.381	58.234	1:33.270	52.877	123.4	19:53.331									
6	1	3:18.097	57.355	1:29.550	51.192	127.3	23:11.428									
7	1	3:16.073	58.105	1:27.901	50.067	128.6	26:27.501									
8	1	3:11.236	56.668	1:25.976	48.592	131.8	29:38.737									
9	1	3:08.710	55.723	1:24.394	48.593	133.6	32:47.447									
10	1	3:06.044	54.884	1:23.040	48.120	135.5	35:53.491									
11	1	3:05.047	54.774	1:21.661	48.612	136.3	38:58.538									
12	1	3:03.704	54.798	1:21.175	47.731	137.3	42:02.242									
13	1	3:04.387	54.293	1:22.311	47.783	136.7	45:06.629									
14	1	3:05.605	54.539	1:22.679	48.387	135.8	48:12.234									
15	1	3:04.916	54.239	1:22.636	48.041	136.4	51:17.150									
32		Beliën Motorsport					BMW 120D					4				
		1. Patrick BELIËN														
		2. Dimitri CUYVERS														
1	2	4:43.512 B	1:00.915	1:27.456	2:15.141	88.9	4:43.512									
33		Speedlover					Porsche 991					1				
		1. Pierre-Yves PAQUE														
		2. Gregory PAISSE														
1	2	2:56.117	51.442	1:20.439	44.236	143.2	2:56.117	16	1	4:00.578	2:02.088	1:16.857	41.633	104.8	1:24:17.081	
2	2	4:24.065	1:10.688	2:01.650	1:11.727	95.5	7:20.182	17	1	2:39.437	44.612	1:13.983	40.842	158.1	1:26:56.518	
3	2	4:29.722	1:21.904	1:56.355	1:11.463	93.5	11:49.904									
4	2	3:59.307	1:11.389	1:45.466	1:02.452	105.4	15:49.211									
5	2	2:50.094	46.476	1:19.948	43.670	148.2	18:39.305									
6	2	2:50.359	46.124	1:20.875	43.360	148.0	21:29.664									
7	2	2:48.848	45.944	1:20.304	42.600	149.3	24:18.512									
8	2	2:46.380	45.457	1:18.846	42.077	151.5	27:04.892									
9	2	2:45.104	45.013	1:18.594	41.497	152.7	29:49.996									
10	2	2:43.061	44.849	1:17.152	41.060	154.6	32:33.057									
11	2	2:52.488	44.490	1:26.048	41.950	146.2	35:25.545									
12	2	5:47.593	3:47.758	1:18.183	41.652	72.5	41:13.138									
13	2	2:38.359	44.916	1:13.951	39.492	159.2	43:51.497									
14	2	2:35.039	43.587	1:12.396	39.056	162.6	46:26.536									
15	2	2:33.276	43.208	1:11.349	38.719	164.5	48:59.812									
16	2	2:32.840	42.859	1:11.603	38.378	165.0	51:32.652									
17	2	2:33.964	42.564	1:12.790	38.610	163.8	54:06.616									
18	2	2:32.480	43.128	1:10.336	39.016	165.4	56:39.096									
19	2	2:35.019	44.066	1:11.902	39.051	162.7	59:14.115									
20	2	2:33.802	43.297	1:10.247	40.258	163.9	1:01:47.917									
21	2	2:30.778	42.417	1:09.920	38.441	167.2	1:04:18.695									
22	2	2:31.938	43.447	1:10.312	38.179	166.0	1:06:50.633									
23	2	2:33.491	42.025	1:11.154	40.312	164.3	1:09:24.124									
24	2	2:31.888	42.505	1:09.738	39.645	166.0	1:11:56.012									
25	2	3:36.182	42.124	1:11.515	1:42.543	116.6	1:15:32.194									
26	2	4:44.309	2:08.417	1:56.055	39.837	88.7	1:20:16.503									
27	1	4:00.578	2:02.088	1:16.857	41.633	104.8	1:24:17.081									
28	1	2:39.437	44.612	1:13.983	40.842	158.1	1:26:56.518									






BELCAR ENDURANCE CHAMPIONSHIP

SPA EURO RACE

RACE

Analysis

							■ Personal Best ■ Session Best ■ Crossing the finish line in pit lane								
Lap	D	Time	Sector 1	Sector 2	Sector 3	Kph	Elapsed	Lap	D	Time	Sector 1	Sector 2	Sector 3	Kph	Elapsed
34 YR / Quick Racing 1.Erik QVICK 2.Tom VAN ROMPUY							BMW M235i Cup 3								
1	1	3:27.418	1:03.761	1:28.147	55.510	121.6	3:27.418								
2	1	4:04.742	1:15.021	1:49.552	1:00.169	103.0	7:32.160								
3	1	4:29.018	1:20.345	1:57.650	1:11.023	93.7	12:01.178								
4	1	3:57.768	1:10.981	1:43.371	1:03.416	106.0	15:58.946								
5	1	3:03.404	51.171	1:24.831	47.402	137.5	19:02.350								
6	1	3:01.959	50.990	1:24.177	46.792	138.6	22:04.309								
7	1	3:00.592	50.453	1:24.165	45.974	139.6	25:04.901								
8	1	2:58.349	50.020	1:22.992	45.337	141.4	28:03.250								
9	1	2:55.606	49.758	1:20.378	45.470	143.6	30:58.856								
10	2	5:57.528	3:46.368	1:24.649	46.511	70.5	36:56.384								
11	2	2:53.796	51.519	1:17.761	44.516	145.1	39:50.180								
12	2	2:48.569	48.507	1:16.948	43.114	149.6	42:38.749								
13	2	2:47.613	48.130	1:16.578	42.905	150.4	45:26.362								
14	2	2:46.322	47.960	1:15.191	43.171	151.6	48:12.684								
15	2	2:44.923	47.491	1:14.746	42.686	152.9	50:57.607								
16	2	2:44.882	47.621	1:14.778	42.483	152.9	53:42.489								
17	2	2:48.035	47.982	1:15.586	44.467	150.1	56:30.524								
18	2	2:46.329	47.897	1:15.653	42.779	151.6	59:16.853								
19	2	2:47.891	49.758	1:15.618	42.515	150.2	1:02:04.744								
20	2	2:48.803	47.881	1:17.945	42.977	149.4	1:04:53.547								
21	2	2:46.311	48.236	1:15.399	42.676	151.6	1:07:39.858								
22	2	2:49.525	47.937	1:16.990	44.598	148.7	1:10:29.383								
23	2	2:46.516	47.886	1:15.160	43.470	151.4	1:13:15.899								
24	2	4:48.757	47.961	2:05.805	1:54.991	87.3	1:18:04.656								
25	2	3:24.631	1:26.107	1:16.159	42.365	123.2	1:21:29.287								
26	2	2:46.557	47.180	1:16.574	42.803	151.4	1:24:15.844								
27	2	2:48.431	48.659	1:17.119	42.653	149.7	1:27:04.275								
28	2	2:46.162	47.764	1:15.806	42.592	151.7	1:29:50.437								
29	2	2:48.423	47.719	1:16.865	43.839	149.7	1:32:38.860								
30	2	2:49.405	48.118	1:17.166	44.121	148.8	1:35:28.265								
31	2	3:20.944	59.881	1:31.398	49.665	125.5	1:38:49.209								
32	1	5:58.153	3:25.977	1:36.032	56.144	70.4	1:44:47.362								
33	1	4:14.956	1:00.813	1:49.179	1:24.964	98.9	1:49:02.318								
34	1	3:52.308	1:23.755	1:35.371	53.182	108.5	1:52:54.626								
35	1	3:23.703	58.551	1:32.500	52.652	123.8	1:56:18.329								
36	1	3:30.769	58.611	1:33.433	58.725	119.6	1:59:49.098								
37	1	3:00.459	51.113	1:24.111	45.235	139.7	2:02:49.557								
38	1	2:56.084	49.506	1:20.474	46.104	143.2	2:05:45.641								
39	1	2:55.876	49.930	1:19.232	46.714	143.4	2:08:41.517								
44 Euroracing 1.Christophe PAMPPEL 2.Maxim PAMPPEL							BMW M3 4								
1	1	3:32.500	1:05.459	1:30.376	56.665	118.7	3:32.500								
2	1	4:02.582	1:12.910	1:50.449	59.223	103.9	7:35.082								
3	1	4:28.319	1:19.463	1:57.570	1:11.286	94.0	12:03.401								
4	1	3:56.797	1:10.753	1:43.180	1:02.864	106.5	16:00.198								
5	1	3:03.222	50.472	1:25.349	47.401	137.6	19:03.420								
6	1	3:04.003	50.570	1:25.937	47.496	137.0	22:07.423								
7	1	3:06.528	50.643	1:26.140	49.745	135.2	25:13.951								
8	1	3:08.302	54.185	1:26.428	47.689	133.9	28:22.253								
9	1	3:06.136	50.870	1:26.795	48.471	135.5	31:28.389								
10	1	3:03.786	52.095	1:24.748	46.943	137.2	34:32.175								
11	2	6:05.106	3:51.701	1:26.033	47.372	69.1	40:37.281								
12	2	2:56.793	50.868	1:21.052	44.873	142.6	43:34.074								
13	2	2:51.142	49.799	1:17.900	43.443	147.3	46:25.216								
14	2	2:48.673	47.704	1:17.615	43.354	149.5	49:13.889								
15	2	2:47.399	47.576	1:16.390	43.433	150.6	52:01.288								
16	2	2:46.636	47.406	1:15.552	43.678	151.3	54:47.924								
17	2	2:47.328	48.810	1:15.668	42.850	150.7	57:35.252								
18	2	2:50.197	47.867	1:18.057	44.273	148.1	1:00:25.449								
19	2	2:44.413	47.391	1:14.620	42.402	153.4	1:03:09.862								
20	2	2:46.350	47.166	1:16.333	42.851	151.6	1:05:56.212								
21	2	2:49.012	47.658	1:16.347	45.007	149.2	1:08:45.224								
22	2	2:48.842	49.121	1:16.560	43.161	149.3	1:11:34.066								
23	2	3:04.445	47.630	1:16.385	1:00.430	136.7	1:14:38.511								
24	2	5:10.369	2:05.753	2:18.949	45.667	81.2	1:19:48.880								
25	2	2:46.594	48.795	1:15.752	42.047	151.4	1:22:35.474								
26	2	2:47.283	48.226	1:15.783	43.274	150.7	1:25:22.757								
27	2	2:51.348	48.321	1:16.874	46.153	147.2	1:28:14.105								
28	2	2:50.622	48.465	1:18.534	43.623	147.8	1:31:04.727								
29	2	2:52.905	49.199	1:19.250	44.456	145.8	1:33:57.632								
30	2	2:55.361	49.640	1:19.724	45.997	143.8	1:36:52.993								
31	2	3:11.929	51.411	1:29.633	50.885	131.4	1:40:04.922								
32	1	6:52.095	4:22.782	1:38.789	50.524	61.2	1:46:57.017								
33	1	3:23.215	56.279	1:35.452	51.484	124.1	1:50:20.232								
34	1	4:42.520	1:00.055	1:48.459	1:54.006	89.2	1:55:02.752								
35	1	4:33.605	1:31.231	2:01.191	1:01.183	92.2	1:59:36.357								
36	1	3:07.255	51.566	1:28.533	47.156	134.7	2:02:43.612								
37	1	3:23.773	53.093	1:35.798	54.882	123.7	2:06:07.385								
38	1	3:07.675	55.438	1:24.496	47.741	134.4	2:09:15.060								
45 1.Krijn HORSTHUIS 2.Jos JORDENS							BMW Clubsport 5								
1	1	4:36.477	1:42.790	1:45.396	1:08.291	91.2	4:36.477								
2	1	4:09.198	1:17.182	1:51.773	1:00.243	101.2	8:45.675								
3	1	3:39.196	59.470	1:40.917	58.809	115.0	12:24.871								
4	1	3:58.058	1:09.675	1:39.085	1:09.298	105.9	16:22.929								
5	1	3:29.172	1:01.236	1:35.743	52.193	120.5	19:52.101								
6	1	3:49.921	59.321	1:54.395	56.205	109.7	23:42.022								
7	1	3:23.256	59.500	1:31.805	51.951	124.1	27:05.278								
8	1	3:19.720	57.397	1:30.945	51.378	126.2	30:24.998								
9	1	3:18.697	57.014	1:30.018	51.665	126.9	33:43.695								
10	1	3:16.470	56.927	1:29.625	49.918	128.3	37:00.165								
11	1	3:22.518	56.323	1:28.265	57.930	124.5	40:22.683								
12	2	21:12.401	...	1:30.331	50.562	19.8	1:01:35.084								
13	2	4:54.580	2:35.553	1:29.212	49.815	85.6	1:06:29.664								




BELCAR ENDURANCE CHAMPIONSHIP

SPA EURO RACE

RACE

Analysis

							■ Personal Best ■ Session Best ■ Crossing the finish line in pit lane								
Lap	D	Time	Sector 1	Sector 2	Sector 3	Kph	Elapsed	Lap	D	Time	Sector 1	Sector 2	Sector 3	Kph	Elapsed
50 Convents 1. Davy CONVENTS 3. Steve RAYMAKERS 2. Vincent CONVENTS BMW Clubsport 5															
1	1	3:52.136	1:13.964	1:37.393	1:00.779	108.6	3:52.136								
2	1	4:05.050	1:11.039	1:58.802	55.209	102.9	7:57.186								
3	1	4:21.080	1:07.426	2:02.411	1:11.243	96.6	12:18.266								
4	1	3:56.591	1:08.882	1:39.933	1:07.776	106.6	16:14.857								
5	1	3:18.927	57.661	1:30.082	51.184	126.8	19:33.784								
6	3	7:07.503	4:40.197	1:35.539	51.767	59.0	26:41.287								
7	3	3:14.983	59.068	1:26.713	49.202	129.3	29:56.270								
8	3	3:08.488	56.420	1:23.348	48.720	133.8	33:04.758								
9	3	3:06.279	55.574	1:21.636	49.069	135.4	36:11.037								
10	3	3:04.521	54.697	1:22.205	47.619	136.6	39:15.558								
11	3	3:03.592	54.031	1:21.322	48.239	137.3	42:19.150								
12	3	3:07.392	54.667	1:24.830	47.895	134.6	45:26.542								
13	3	3:05.574	55.062	1:22.656	47.856	135.9	48:32.116								
14	3	3:06.628	55.513	1:23.026	48.089	135.1	51:38.744								
15	3	3:07.594	54.515	1:22.899	50.180	134.4	54:46.338								
16	3	3:04.253	54.544	1:21.685	48.024	136.8	57:50.591								
17	3	3:04.902	54.502	1:22.842	47.558	136.4	1:00:55.493								
18	3	3:03.689	54.060	1:21.816	47.813	137.3	1:03:59.182								
19	3	3:05.727	55.021	1:21.727	48.979	135.8	1:07:04.909								
20	3	3:05.110	54.592	1:22.131	48.387	136.2	1:10:10.019								
21	2	6:42.137	3:05.720	1:32.935	2:03.482	62.7	1:16:52.156								
22	2	4:28.326	2:17.784	1:23.348	47.194	94.0	1:21:20.482								
23	2	3:03.565	53.359	1:22.623	47.583	137.4	1:24:24.047								
24	2	4:35.541	2:24.075	1:23.202	48.264	91.5	1:28:59.588								
25	2	3:04.995	54.576	1:22.566	47.853	136.3	1:32:04.583								
26	2	3:05.182	54.484	1:22.750	47.948	136.2	1:35:09.765								
27	2	3:08.596	53.960	1:25.538	49.098	133.7	1:38:18.361								
28	2	3:17.423	56.246	1:29.818	51.359	127.7	1:41:35.784								
29	2	3:42.094	57.456	1:46.784	57.854	113.5	1:45:17.878								
30	2	3:48.296	1:04.157	1:34.091	1:10.048	110.4	1:49:06.174								
31	2	3:51.123	1:22.962	1:33.817	54.344	109.1	1:52:57.297								
32	2	3:23.628	58.977	1:31.316	53.335	123.8	1:56:20.925								
33	2	3:32.695	59.065	1:32.589	1:01.041	118.5	1:59:53.620								
34	2	3:13.201	57.415	1:26.476	49.310	130.5	2:03:06.821								
35	2	3:07.571	55.159	1:24.023	48.389	134.4	2:06:14.392								
36	2	3:04.393	54.408	1:21.631	48.354	136.7	2:09:18.785								
57 QSR Racing 1. Jimmy DE BREUCKER 2. Bart VAN HAEREN BMW Clubsport 5															
1	1	3:40.768	1:10.332	1:30.305	1:00.131	114.2	3:40.768								
2	1	4:03.528	1:13.147	1:55.703	54.678	103.5	7:44.296								
3	1	4:37.388	1:48.181	1:41.372	1:07.835	90.9	12:21.684								
4	1	3:57.977	1:09.736	1:40.669	1:07.572	106.0	16:19.661								
5	1	3:14.563	56.097	1:28.313	50.153	129.6	19:34.224								
6	1	3:14.635	55.958	1:28.749	49.928	129.5	22:48.859								
7	1	3:14.014	56.024	1:27.696	50.294	130.0	26:02.873								
8	1	3:09.454	55.291	1:25.118	49.045	133.1	29:12.327								
9	1	3:05.937	53.952	1:23.773	48.212	135.6	32:18.264								
10	1	3:06.721	54.202	1:24.434	48.085	135.0	35:24.985								
11	1	3:05.320	55.001	1:22.901	47.418	136.1	38:30.305								
12	1	3:03.648	53.399	1:22.816	47.433	137.3	41:33.953								
13	1	3:03.719	53.481	1:22.982	47.256	137.2	44:37.672								
14	1	3:04.988	53.114	1:22.941	48.933	136.3	47:42.660								
15	1	3:04.202	53.512	1:22.987	47.703	136.9	50:46.862								
16	2	6:41.358	4:30.787	1:22.651	47.920	62.8	57:28.220								
17	2	3:00.261	53.258	1:19.686	47.317	139.9	1:00:28.481								
18	2	2:59.677	52.872	1:20.002	46.803	140.3	1:03:28.158								
19	2	2:59.094	52.370	1:20.070	46.654	140.8	1:06:27.252								
20	2	2:59.508	52.457	1:20.190	46.861	140.5	1:09:26.760								
21	2	3:00.714	52.223	1:21.723	46.768	139.5	1:12:27.474								
22	2	4:27.245	52.364	1:30.963	2:03.918	94.3	1:16:54.719								
23	2	4:23.679	2:16.494	1:20.668	46.517	95.6	1:21:18.398								
24	2	2:58.988	52.613	1:20.068	46.307	140.9	1:24:17.386								
25	2	2:59.095	52.296	1:20.171	46.628	140.8	1:27:16.481								
26	2	2:59.441	52.358	1:20.679	46.404	140.5	1:30:15.922								
27	2	3:01.614	52.990	1:21.728	46.896	138.8	1:33:17.536								
28	2	3:02.037	52.409	1:22.524	47.104	138.5	1:36:19.573								
29	2	3:10.319	53.301	1:27.092	49.926	132.5	1:39:29.892								
30	2	3:16.190	56.104	1:28.774	51.312	128.5	1:42:46.082								
31	2	3:57.812	1:16.843	1:44.939	56.030	106.0	1:46:43.894								
32	2	3:29.508	1:03.203	1:32.571	53.734	120.3	1:50:13.402								
33	2	4:45.856	59.482	1:53.632	1:52.742	88.2	1:54:59.258								
34	2	4:34.158	1:30.313	2:02.997	1:00.848	92.0	1:59:33.416								
35	2	3:13.166	56.286	1:27.790	49.090	130.5	2:02:46.582								
36	2	3:07.383	54.645	1:24.407	48.331	134.6	2:05:53.965								
37	2	3:03.640	53.289	1:22.886	47.465	137.3	2:08:57.605								
58 GD Sport 1. Luigi DONNACUO 3. Lorenzo DONNACUO 2. Giovanni DONNACUO BMW Clubsport 5															
1	3	3:42.598	1:11.927	1:30.942	59.729	113.3	3:42.598								
2	3	4:03.409	1:13.889	1:58.044	51.476	103.6	7:46.007								
3	3	4:27.766	1:14.948	1:59.335	1:13.483	94.2	12:13.773								
4	3	3:54.634	1:08.081	1:41.637	1:04.916	107.5	16:08.407								
5	3	3:12.883	55.319	1:28.277	49.287	130.7	19:21.290								
6	3	3:10.379	55.458	1:27.058	47.863	132.4	22:31.669								
7	3	3:05.574	53.671	1:25.072	46.831	135.9	25:37.243								
8	3	3:02.110	52.889	1:22.780	46.441	138.5	28:39.353								
9	3	2:59.768	52.538	1:20.846	46.384	140.3	31:39.121								
10	3	2:58.170	52.155	1:19.648	46.367	141.5	34:37.291								
11	3	2:58.900	52.341	1:19.606	46.953	140.9	37:36.191								
12	3	3:01.525	52.132	1:21.037	48.356	138.9	40:37.716								
13	3	2:59.052	53.178	1:19.727	46.147	140.8	43:36.768								
14	3	2:57.539	51.768	1:19.896	45.875	142.0	46:34.307								



BELCAR ENDURANCE CHAMPIONSHIP


SPA EURO RACE

RACE

Analysis

								■ Personal Best ■ Session Best ■ Crossing the finish line in pit lane							
Lap	D	Time	Sector 1	Sector 2	Sector 3	Kph	Elapsed	Lap	D	Time	Sector 1	Sector 2	Sector 3	Kph	Elapsed
15	3	2:58.502	51.849	1:19.445	47.208	141.3	49:32.809	31	2	5:24.440	1:37.810	2:23.954	1:22.676	77.7	1:48:47.706
16	3	2:58.597	52.147	1:19.813	46.637	141.2	52:31.406	32	2	3:35.089	1:12.716	1:30.649	51.724	117.2	1:52:22.795
17	3	2:58.928	52.202	1:20.367	46.359	140.9	55:30.334	33	2	3:16.450	56.150	1:29.215	51.085	128.3	1:55:39.245
18	3	2:58.876	52.036	1:20.443	46.397	141.0	58:29.210	34	2	4:00.476	59.705	1:59.895	1:00.876	104.9	1:59:39.721
19	3	2:58.485	52.191	1:19.769	46.525	141.3	1:01:27.695	35	2	3:16.148	56.870	1:28.531	50.747	128.5	2:02:55.869
20	3	3:00.090	52.374	1:21.247	46.469	140.0	1:04:27.785	36	2	3:10.624	56.101	1:24.367	50.156	132.3	2:06:06.493
21	3	2:59.078	52.053	1:19.957	47.068	140.8	1:07:26.863	37	2	3:05.045	54.734	1:22.166	48.145	136.3	2:09:11.538
22	3	2:58.009	52.341	1:19.461	46.207	141.6	1:10:24.872	<div style="border: 1px solid black; padding: 5px;"> 142 VR / Qvick Racing BMW M235i Cup 1. John RASSE 3 2. Niels LAGRANGE </div>							
23	3	2:59.464	52.099	1:20.677	46.688	140.5	1:13:24.336								
24	3	6:11.470	1:38.438	3:04.664	1:28.368	67.9	1:19:35.806								
25	3	4:17.031	2:06.293	1:22.765	47.973	98.1	1:23:52.837								
26	3	3:04.342	53.851	1:22.379	48.112	136.8	1:26:57.179								
27	3	3:04.687	53.650	1:21.859	49.178	136.5	1:30:01.866								
28	3	3:09.260	54.523	1:24.801	49.936	133.2	1:33:11.126								
29	3	3:08.138	54.073	1:24.897	49.168	134.0	1:36:19.264								
30	3	3:13.348	54.244	1:28.022	51.082	130.4	1:39:32.612								
31	3	3:20.433	58.353	1:30.273	51.807	125.8	1:42:53.045								
32	2	6:03.241	2:44.074	1:54.884	1:24.283	69.4	1:48:56.286								
33	2	3:41.287	1:21.696	1:28.586	51.005	113.9	1:52:37.573								
34	2	3:19.612	58.193	1:30.204	51.215	126.3	1:55:57.185								
35	2	3:48.318	56.027	1:52.771	59.520	110.4	1:59:45.503								
36	2	3:08.311	55.082	1:25.573	47.656	133.9	2:02:53.814								
37	2	3:04.850	53.824	1:22.494	48.532	136.4	2:05:58.664								
38	2	3:02.303	54.148	1:20.398	47.757	138.3	2:09:00.967								
<div style="border: 1px solid black; padding: 5px;"> 69 Skylimit Yokohama Race Team BMW E90 325i 1. Nicolas HERMANS 3. Markus PALTTALA 2. Jo LAMMENS 5 </div>															
								15	1	2:45.667	48.688	1:14.541	42.438	152.2	50:34.486
								16	1	2:44.906	48.132	1:14.272	42.502	152.9	53:19.392
								17	1	2:44.716	47.941	1:14.400	42.375	153.1	56:04.108
								18	1	2:44.957	47.588	1:14.914	42.455	152.9	58:49.065
								19	1	2:45.407	47.812	1:14.950	42.645	152.4	1:01:34.472
								20	1	2:45.761	47.598	1:14.828	43.335	152.1	1:04:20.233
								21	1	2:45.319	47.697	1:14.822	42.800	152.5	1:07:05.552
								22	1	2:45.287	47.994	1:14.846	42.447	152.5	1:09:50.839
								23	1	2:45.679	47.180	1:15.157	43.342	152.2	1:12:36.518
								24	1	4:19.512	47.338	1:29.777	2:02.397	97.2	1:16:56.030
								25	1	4:13.112	2:13.821	1:16.748	42.543	99.6	1:21:09.142
								26	1	2:44.713	47.684	1:14.690	42.339	153.1	1:23:53.855
								27	1	2:45.305	47.636	1:15.184	42.485	152.5	1:26:39.160
								28	1	2:46.686	47.540	1:15.596	43.550	151.3	1:29:25.846
								29	1	2:48.688	47.579	1:17.442	43.667	149.5	1:32:14.534
								30	1	2:48.070	47.631	1:16.856	43.583	150.0	1:35:02.604
								31	1	2:53.234	47.636	1:18.853	46.745	145.5	1:37:55.838
32	1	3:06.617	51.632	1:25.484	49.501	135.1	1:41:02.455								
33	2	7:48.600	4:02.771	2:22.738	1:23.091	53.8	1:48:51.055								
34	2	3:34.217	1:14.850	1:27.157	52.210	117.7	1:52:25.272								
35	2	3:16.268	56.410	1:28.364	51.494	128.5	1:55:41.540								
36	2	3:59.810	1:00.463	1:59.608	59.739	105.1	1:59:41.350								
37	2	2:59.033	51.075	1:21.599	46.359	140.8	2:02:40.383								
38	2	2:57.160	50.551	1:20.555	46.054	142.3	2:05:37.543								
39	2	2:54.937	49.693	1:19.430	45.814	144.1	2:08:32.480								
<div style="border: 1px solid black; padding: 5px;"> 148 QSR Racing BMW M235i Cup 1. Jeffrey VAN HOOYDONK 3 2. Rodrigue GILLION </div>								1	2	3:30.155	1:06.707	1:26.959	56.489	120.0	3:30.155
								2	1	5:23.203	2:48.270	1:40.198	54.735	78.0	8:53.358
								3	1	3:32.734	56.896	1:37.363	58.475	118.5	12:26.092
								4	1	3:57.593	1:10.611	1:38.465	1:08.517	106.1	16:23.685
								5	1	3:12.922	53.757	1:30.296	48.869	130.7	19:36.607





BELCAR ENDURANCE CHAMPIONSHIP

SPA EURO RACE

RACE


Analysis

							Personal Best		Session Best		B Crossing the finish line in pit lane				
Lap	D	Time	Sector 1	Sector 2	Sector 3	Kph	Elapsed	Lap	D	Time	Sector 1	Sector 2	Sector 3	Kph	Elapsed
6	1	3:10.105	53.177	1:27.678	49.250	132.6	22:46.712	23	2	2:44.271	47.193	1:14.824	42.254	153.5	1:12:54.713
7	1	3:08.476	52.768	1:28.017	47.691	133.8	25:55.188	24	2	5:03.565	47.363	2:24.064	1:52.138	83.1	1:17:58.278
8	1	3:06.717	52.757	1:26.601	47.359	135.0	29:01.905	25	2	3:30.339	1:32.113	1:15.976	42.250	119.9	1:21:28.617
9	1	3:08.710	52.370	1:27.654	48.686	133.6	32:10.615	26	2	2:45.633	46.922	1:15.874	42.837	152.2	1:24:14.250
10	1	3:05.980	52.967	1:25.786	47.227	135.6	35:16.595	27	2	2:45.420	47.222	1:16.099	42.099	152.4	1:26:59.670
11	1	3:05.876	53.235	1:25.417	47.224	135.7	38:22.471	28	2	2:46.330	47.711	1:15.993	42.626	151.6	1:29:46.000
12	1	3:03.437	51.849	1:24.490	47.098	137.5	41:25.908	29	2	2:46.605	46.909	1:16.750	42.946	151.3	1:32:32.605
13	1	3:04.030	51.537	1:24.649	47.844	137.0	44:29.938	30	2	2:47.998	47.160	1:17.391	43.447	150.1	1:35:20.603
14	1	3:02.284	51.758	1:24.198	46.328	138.3	47:32.222	31	2	2:55.000	47.537	1:20.626	46.837	144.1	1:38:15.603
15	1	3:01.755	51.559	1:23.816	46.380	138.7	50:33.977	32	2	3:06.753	51.210	1:26.746	48.797	135.0	1:41:22.356
16	1	3:02.091	51.819	1:23.653	46.619	138.5	53:36.068	33	2	3:25.585	52.651	1:36.707	56.227	122.6	1:44:47.941
17	1	3:03.672	52.300	1:24.548	46.824	137.3	56:39.740	34	1	5:38.216	3:21.630	1:26.849	49.737	74.6	1:50:26.157
18	2	7:16.680	5:15.427	1:18.081	43.172	57.7	1:03:56.420	35	1	4:38.707	55.490	1:48.674	1:54.543	90.5	1:55:04.864
19	2	2:44.589	47.839	1:14.565	42.185	153.2	1:06:41.009	36	1	4:32.514	1:31.236	2:00.460	1:00.818	92.5	1:59:37.378
20	2	2:44.012	47.080	1:14.406	42.526	153.7	1:09:25.021	37	1	3:02.637	51.612	1:24.232	46.793	138.1	2:02:40.015
21	2	2:42.966	47.280	1:13.193	42.493	154.7	1:12:07.987	38	1	3:01.814	50.626	1:23.824	47.364	138.7	2:05:41.829
22	2	3:59.938	47.686	1:16.779	1:55.473	105.1	1:16:07.925	39	1	2:59.400	50.794	1:22.076	46.530	140.5	2:08:41.229
23	2	4:36.994	2:10.109	1:44.289	42.596	91.0	1:20:44.919								
24	2	2:42.906	47.183	1:13.618	42.105	154.8	1:23:27.825								
25	2	2:43.191	46.814	1:13.496	42.881	154.5	1:26:11.016								
26	2	2:43.538	47.194	1:14.071	42.273	154.2	1:28:54.554								
27	2	2:43.896	47.117	1:14.610	42.169	153.8	1:31:38.450								
28	2	2:44.892	46.873	1:15.191	42.828	152.9	1:34:23.342								
29	2	2:50.068	47.512	1:16.864	45.692	148.3	1:37:13.410								
30	2	2:59.041	49.131	1:23.399	46.511	140.8	1:40:12.451								
31	2	3:24.749	51.039	1:27.223	1:06.487	123.1	1:43:37.200								
32	2	5:44.900	3:33.127	1:23.072	48.701	73.1	1:49:22.100								
33	2	5:44.899	3:09.295	1:21.079	1:14.525	73.1	1:55:06.999								
34	2	4:30.659	1:30.682	2:00.009	59.968	93.2	1:59:37.658								
35	2	3:03.818	51.753	1:24.129	47.936	137.2	2:02:41.476								
36	2	3:47.026	1:40.688	1:19.867	46.471	111.1	2:06:28.502								
37	2	2:53.692	50.347	1:18.392	44.953	145.2	2:09:22.194								

235 Team Dejonckheere by Red Ant Racing							BMW M235i Cup	
1. Bert REDANT							3	
2. Pieter VANNESTE								
1	1	3:36.011	1:07.247	1:30.309	58.455	116.7	3:36.011	
2	1	4:03.211	1:13.172	1:51.780	58.259	103.7	7:39.222	
3	1	4:27.660	1:18.195	1:57.816	1:11.649	94.2	12:06.882	
4	1	3:56.099	1:09.719	1:43.452	1:02.928	106.8	16:02.981	
5	1	3:04.036	52.096	1:24.887	47.053	137.0	19:07.017	
6	1	3:03.063	51.494	1:24.430	47.139	137.7	22:10.080	
7	1	3:02.527	51.117	1:24.738	46.672	138.1	25:12.607	
8	1	3:02.202	50.875	1:23.843	47.484	138.4	28:14.809	
9	1	2:59.116	50.851	1:22.505	45.760	140.8	31:13.925	
10	1	3:00.373	50.731	1:23.937	45.705	139.8	34:14.298	
11	1	2:59.638	52.434	1:21.567	45.637	140.4	37:13.936	
12	1	2:58.018	50.405	1:21.894	45.719	141.6	40:11.954	
13	2	5:12.233	3:09.958	1:18.205	44.070	80.8	45:24.187	
14	2	2:46.564	48.163	1:15.152	43.249	151.4	48:10.751	
15	2	2:43.475	47.459	1:14.102	41.914	154.2	50:54.226	
16	2	2:44.003	47.690	1:14.117	42.196	153.7	53:38.229	
17	2	2:45.239	48.717	1:14.409	42.113	152.6	56:23.468	
18	2	2:48.114	48.703	1:16.511	42.900	150.0	59:11.582	
19	2	2:45.015	47.744	1:14.954	42.317	152.8	1:01:56.597	
20	2	2:45.267	47.125	1:15.192	42.950	152.6	1:04:41.864	
21	2	2:44.374	47.046	1:14.781	42.547	153.4	1:07:26.238	
22	2	2:44.204	46.970	1:14.989	42.245	153.6	1:10:10.442	

236 Team Smar toys by Red Ant Racing							BMW M235i Cup	
1. Conrad TUYTTE							3	
2. Michiel VERHAEGEN								
1	2	3:36.645	1:07.379	1:30.560	58.706	116.4	3:36.645	
2	2	4:03.367	1:13.424	1:52.207	57.736	103.6	7:40.012	
3	2	4:27.782	1:18.516	1:57.608	1:11.658	94.2	12:07.794	
4	2	3:55.846	1:09.958	1:43.320	1:02.568	106.9	16:03.640	
5	2	3:04.659	51.623	1:25.380	47.656	136.5	19:08.299	
6	2	3:03.425	51.701	1:24.772	46.952	137.5	22:11.724	
7	2	3:02.688	51.447	1:24.516	46.725	138.0	25:14.412	
8	2	3:01.339	50.958	1:24.179	46.202	139.0	28:15.751	
9	2	3:00.364	50.815	1:22.863	46.686	139.8	31:16.115	
10	1	5:37.614	3:21.936	1:28.022	47.656	74.7	36:53.729	
11	1	2:58.779	52.076	1:20.844	45.859	141.0	39:52.508	
12	1	2:54.286	49.423	1:20.180	44.683	144.7	42:46.794	
13	1	2:55.043	50.663	1:18.813	45.567	144.0	45:41.837	
14	1	2:53.699	49.866	1:18.818	45.015	145.2	48:35.536	
15	1	2:53.119	50.442	1:18.028	44.649	145.6	51:28.655	
16	1	2:52.340	48.818	1:17.936	45.586	146.3	54:20.995	
17	1	2:54.215	49.860	1:19.722	44.633	144.7	57:15.210	
18	1	2:52.964	49.739	1:18.374	44.851	145.8	1:00:08.174	
19	1	2:53.154	49.938	1:18.044	45.172	145.6	1:03:01.328	
20	1	2:53.495	50.307	1:18.341	44.847	145.3	1:05:54.823	
21	1	2:53.743	49.274	1:18.769	45.700	145.1	1:08:48.566	
22	1	2:52.396	49.912	1:17.961	44.523	146.3	1:11:40.962	
23	1	3:52.093	49.469	1:19.130	1:43.494	108.6	1:15:33.055	
24	1	4:51.421	2:10.126	1:56.866	44.429	86.5	1:20:24.476	
25	1	2:52.683	49.127	1:18.736	44.820	146.0	1:23:17.159	
26	1	2:54.743	49.763	1:19.372	45.608	144.3	1:26:11.902	
27	1	2:56.357	50.448	1:20.599	45.310	143.0	1:29:08.259	
28	1	2:58.673	49.900	1:22.726	46.047	141.1	1:32:06.932	
29	1	2:58.074	50.171	1:21.585	46.318	141.6	1:35:05.006	
30	1	3:05.870	50.369	1:25.644	49.857	135.7	1:38:10.876	
31	2	5:41.683	3:17.883	1:32.518	51.282	73.8	1:43:52.559	
32	2	4:57.630	1:11.062	2:23.172	1:23.396	84.7	1:48:50.189	
33	2	3:34.595	1:14.721	1:27.685	52.189	117.5	1:52:24.784	
34	2	3:16.035	56.301	1:28.486	51.248	128.6	1:55:40.819	
35	2	4:00.199	1:00.455	1:59.540	1:00.204	105.0	1:59:41.018	
36	2	3:03.136	54.209	1:22.789	46.138	137.7	2:02:44.154	
37	2	3:06.958	51.536	1:28.743	46.679	134.9	2:05:51.112	






BELCAR ENDURANCE CHAMPIONSHIP

SPA EURO RACE

RACE

Analysis

							Personal Best		Session Best		B Crossing the finish line in pit lane				
Lap	D	Time	Sector 1	Sector 2	Sector 3	Kph	Elapsed	Lap	D	Time	Sector 1	Sector 2	Sector 3	Kph	Elapsed
38	2	3:02.652	53.003	1:23.107	46.542	138.0	2:08:53.764	12	1	3:01.281	51.569	1:22.050	47.662	139.1	40:15.867
240 Tyreset - PK Racing 1. Guillaume DUMAREY BMW M235i Cup 3							13	1	2:59.991	52.154	1:20.702	47.135	140.1	43:15.858	
1	1	3:23.989	1:01.618	1:27.806	54.565	123.6	3:23.989	14	1	5:07.130	2:58.314	1:23.047	45.769	82.1	48:22.988
2	1	4:52.675	2:11.682	1:40.530	1:00.463	86.2	8:16.664	15	1	2:54.040	50.613	1:18.228	45.199	144.9	51:17.028
3	1	4:03.793	1:04.524	1:51.994	1:07.275	103.4	12:20.457	16	1	2:51.215	50.241	1:16.472	44.502	147.3	54:08.243
4	1	3:54.327	1:09.743	1:40.830	1:03.754	107.6	16:14.784	17	1	2:51.408	49.809	1:17.060	44.539	147.1	56:59.651
5	1	3:02.103	50.670	1:23.888	47.545	138.5	19:16.887	18	1	2:49.639	49.152	1:16.473	44.014	148.6	59:49.290
6	1	3:01.194	50.989	1:23.774	46.431	139.2	22:18.081	19	1	2:48.614	49.279	1:15.751	43.584	149.5	1:02:37.904
7	1	3:00.229	50.509	1:23.539	46.181	139.9	25:18.310	20	1	2:49.504	48.694	1:17.184	43.626	148.8	1:05:27.408
8	1	2:59.474	50.094	1:23.120	46.260	140.5	28:17.784	21	1	2:49.669	48.720	1:16.705	44.244	148.6	1:08:17.077
9	1	2:57.447	50.134	1:21.553	45.760	142.1	31:15.231	22	1	2:51.908	48.726	1:18.348	44.834	146.7	1:11:08.985
10	1	2:53.731	49.560	1:19.303	44.868	145.1	34:08.962	23	1	2:50.263	49.037	1:16.387	44.839	148.1	1:13:59.248
11	1	2:52.782	49.334	1:18.870	44.578	145.9	37:01.744	24	1	5:43.925	1:36.187	2:46.857	1:20.881	73.3	1:19:43.173
12	1	2:51.342	49.230	1:17.928	44.184	147.2	39:53.086	25	1	2:51.017	49.723	1:16.759	44.535	147.4	1:22:34.190
13	1	2:53.151	49.013	1:18.958	45.180	145.6	42:46.237	26	1	2:50.607	49.518	1:17.063	44.026	147.8	1:25:24.797
14	1	2:55.971	51.760	1:19.929	44.282	143.3	45:42.208	27	1	2:52.182	48.868	1:18.789	44.525	146.4	1:28:16.979
15	1	2:54.314	49.862	1:19.472	44.980	144.6	48:36.522	28	1	2:51.736	49.147	1:18.355	44.234	146.8	1:31:08.715
16	1	6:38.558	4:35.855	1:19.202	43.501	63.3	55:15.080	29	1	2:50.466	49.061	1:17.053	44.352	147.9	1:33:59.181
17	1	2:46.447	49.189	1:14.810	42.448	151.5	58:01.527	30	1	2:54.728	49.657	1:18.961	46.110	144.3	1:36:53.909
18	1	2:46.688	47.831	1:16.389	42.468	151.3	1:00:48.215	31	1	3:04.875	49.892	1:25.529	49.454	136.4	1:39:58.784
19	1	2:43.659	47.182	1:14.148	42.329	154.1	1:03:31.874	32	1	8:54.926	5:09.187	2:22.241	1:23.498	47.1	1:48:53.710
20	1	2:47.138	47.266	1:17.053	42.819	150.9	1:06:19.012	33	1	3:42.487	1:20.696	1:29.175	52.616	113.3	1:52:36.197
21	1	2:42.834	47.293	1:13.817	41.724	154.8	1:09:01.846	34	1	3:19.337	58.475	1:29.856	51.006	126.5	1:55:55.534
22	1	2:46.619	47.355	1:14.937	44.327	151.3	1:11:48.465	35	1	3:48.363	56.503	1:52.020	59.840	110.4	1:59:43.897
23	1	3:45.674	47.317	1:14.828	1:43.529	111.7	1:15:34.139	36	1	3:06.353	53.727	1:25.661	46.965	135.3	2:02:50.250
24	1	4:45.804	2:10.657	1:52.721	42.426	88.2	1:20:19.943	37	1	3:00.916	51.777	1:22.241	46.898	139.4	2:05:51.166
25	1	2:43.964	47.692	1:14.148	42.124	153.8	1:23:03.907	38	1	3:01.358	52.584	1:22.331	46.443	139.0	2:08:52.524
26	1	2:43.587	47.280	1:14.130	42.177	154.1	1:25:47.494	242 JJ Motorsport 1. Guido WERCKX BMW M235i Cup 3							
27	1	2:43.580	47.297	1:14.239	42.044	154.1	1:28:31.074	1	1	3:35.118	1:06.361	1:30.599	58.158	117.2	3:35.118
28	1	2:44.819	47.089	1:15.244	42.486	153.0	1:31:15.893	2	1	4:03.053	1:12.324	1:52.241	58.488	103.7	7:38.171
29	1	2:45.979	47.051	1:15.980	42.948	151.9	1:34:01.872	3	1	4:27.468	1:18.301	1:57.813	1:11.354	94.3	12:05.639
30	1	2:51.327	47.251	1:18.929	45.147	147.2	1:36:53.199	4	1	3:56.639	1:10.209	1:43.499	1:02.931	106.6	16:02.278
31	1	3:00.772	49.307	1:24.119	47.346	139.5	1:39:53.971	5	1	3:07.873	52.251	1:27.263	48.359	134.2	19:10.151
32	1	3:09.140	53.205	1:26.902	49.033	133.3	1:43:03.111	6	1	3:06.748	51.985	1:26.003	48.760	135.0	22:16.899
33	1	3:41.485	1:00.361	1:45.280	55.844	113.8	1:46:44.596	7	1	3:04.405	51.166	1:26.571	46.668	136.7	25:21.304
34	1	3:40.434	1:03.051	1:47.907	49.476	114.4	1:50:25.030	8	1	3:02.152	50.696	1:24.114	47.342	138.4	28:23.456
35	1	4:38.690	55.742	1:48.534	1:54.414	90.5	1:55:03.720	9	1	2:58.768	50.170	1:22.644	45.954	141.0	31:22.224
36	1	4:33.357	1:30.822	2:01.172	1:01.363	92.2	1:59:37.077	10	1	2:57.298	50.247	1:21.179	45.872	142.2	34:19.522
37	1	3:04.068	53.073	1:24.440	46.555	137.0	2:02:41.145	11	1	2:59.668	51.080	1:22.309	46.279	140.3	37:19.190
38	1	3:01.539	51.572	1:22.156	47.811	138.9	2:05:42.684	12	1	5:32.578	3:25.719	1:20.810	46.049	75.8	42:51.768
39	1	2:53.373	49.979	1:18.354	45.040	145.4	2:08:36.057	13	1	2:50.816	49.402	1:17.169	44.245	147.6	45:42.584
241 Sorg Rennsport 1. Ace ROBY BMW M235i Cup 3							14	1	2:53.372	49.699	1:19.522	44.151	145.4	48:35.956	
1	1	3:33.274	1:06.092	1:30.160	57.022	118.2	3:33.274	15	1	2:48.724	49.998	1:15.315	43.411	149.4	51:24.680
2	1	4:03.685	1:13.020	1:51.437	59.228	103.5	7:36.959	16	1	2:48.905	48.042	1:16.433	44.430	149.3	54:13.585
3	1	4:27.362	1:18.258	1:57.914	1:11.190	94.3	12:04.321	17	1	2:46.477	48.456	1:15.158	42.863	151.5	57:00.062
4	1	3:57.242	1:10.816	1:43.193	1:03.233	106.3	16:01.563	18	1	2:47.676	48.891	1:15.248	43.537	150.4	59:47.738
5	1	3:03.286	51.720	1:23.942	47.624	137.6	19:04.849	19	1	2:48.925	48.729	1:15.980	44.216	149.3	1:02:36.663
6	1	3:04.229	52.009	1:24.163	48.057	136.9	22:09.078	20	1	2:47.474	48.248	1:15.830	43.396	150.6	1:05:24.137
7	1	3:05.026	52.270	1:24.962	47.794	136.3	25:14.104	21	1	2:46.989	47.915	1:16.187	42.887	151.0	1:08:11.126
8	1	3:01.694	51.250	1:22.557	47.887	138.8	28:15.798	22	1	2:46.558	47.705	1:15.286	43.567	151.4	1:10:57.684
9	1	2:59.024	51.753	1:21.673	45.598	140.8	31:14.822	23	1	2:46.817	48.298	1:14.929	43.590	151.1	1:13:44.501
10	1	2:59.914	51.606	1:22.391	45.917	140.1	34:14.736	24	1	5:54.308	1:43.890	2:50.053	1:20.365	71.2	1:19:38.809
11	1	2:59.850	52.459	1:21.523	45.868	140.2	37:14.586	25	1	2:48.697	48.592	1:16.585	43.520	149.5	1:22:27.506
							26	1	2:49.325	49.404	1:15.675	44.246	148.9	1:25:16.831	
							27	1	2:48.926	48.447	1:16.288	44.191	149.3	1:28:05.757	



BELCAR ENDURANCE CHAMPIONSHIP


SPA EURO RACE

RACE

Analysis

							Personal Best		Session Best		B Crossing the finish line in pit lane					
Lap	D	Time	Sector 1	Sector 2	Sector 3	Kph	Elapsed	Lap	D	Time	Sector 1	Sector 2	Sector 3	Kph	Elapsed	
28	1	2:49.428	48.314	1:17.183	43.931	148.8	1:30:55.185	2	1	4:04.213	1:15.093	1:49.984	59.136	103.2	7:29.432	
29	1	2:51.381	48.015	1:18.093	45.273	147.1	1:33:46.566	3	1	4:28.854	1:20.851	1:57.046	1:10.957	93.8	11:58.286	
30	1	2:52.864	48.659	1:17.633	46.572	145.9	1:36:39.430	4	1	3:59.036	1:11.569	1:43.405	1:04.062	105.5	15:57.322	
31	1	3:05.915	48.845	1:25.280	51.790	135.6	1:39:45.345	5	1	3:01.257	50.545	1:24.229	46.483	139.1	18:58.579	
32	1	5:42.330	3:17.335	1:34.506	50.489	73.7	1:45:27.675	6	1	2:58.877	50.229	1:22.434	46.214	141.0	21:57.456	
33	1	3:41.160	56.378	1:34.191	1:10.591	114.0	1:49:08.835	7	1	2:59.310	50.126	1:24.219	44.965	140.6	24:56.766	
34	1	3:51.065	1:25.872	1:31.742	53.451	109.1	1:52:59.900	8	1	2:55.191	49.572	1:20.787	44.832	143.9	27:51.957	
35	1	3:22.843	59.031	1:30.347	53.465	124.3	1:56:22.743	9	1	2:53.618	49.214	1:19.912	44.492	145.2	30:45.575	
36	1	3:32.616	59.867	1:31.609	1:01.140	118.6	1:59:55.359	10	1	2:53.119	48.621	1:19.862	44.636	145.6	33:38.694	
37	1	3:07.586	53.803	1:23.315	50.468	134.4	2:03:02.945	11	1	2:53.252	49.260	1:19.126	44.866	145.5	36:31.946	
38	1	3:00.949	51.602	1:22.273	47.074	139.3	2:06:03.894	12	2	6:09.754	4:00.743	1:24.295	44.716	68.2	42:41.700	
39	1	2:58.371	51.327	1:20.776	46.268	141.4	2:09:02.265	13	2	2:49.485	49.399	1:16.623	43.463	148.8	45:31.185	
							14		2	2:47.486	48.898	1:15.718	42.870	150.5	48:18.671	
							15		2	2:47.090	48.610	1:15.325	43.155	150.9	51:05.761	
							16		2	2:46.735	48.377	1:15.151	43.207	151.2	53:52.496	
							17		2	2:47.793	48.424	1:15.259	44.110	150.3	56:40.289	
							18		2	2:46.781	48.867	1:14.683	43.231	151.2	59:27.070	
							19		2	2:49.338	48.793	1:17.320	43.225	148.9	1:02:16.408	
							20		2	2:48.110	48.386	1:15.227	44.497	150.0	1:05:04.518	
							21		2	2:46.889	48.436	1:15.158	43.295	151.1	1:07:51.407	
							22		2	2:47.087	48.302	1:15.847	42.938	150.9	1:10:38.494	
							23		2	2:47.813	48.432	1:15.376	44.005	150.3	1:13:26.307	
							24		2	5:50.279	1:08.681	2:50.635	1:50.963	72.0	1:19:16.586	
							25		2	2:50.103	49.380	1:17.405	43.318	148.2	1:22:06.689	
							26		2	2:47.245	48.308	1:15.474	43.463	150.8	1:24:53.934	
							27		2	2:49.998	48.538	1:17.744	43.716	148.3	1:27:43.932	
							28		2	2:50.288	48.839	1:17.062	44.387	148.1	1:30:34.220	
							29		2	2:53.711	48.902	1:18.856	45.953	145.1	1:33:27.931	
							30		2	2:54.197	49.394	1:18.691	46.112	144.7	1:36:22.128	
							31		2	3:05.009	49.826	1:24.932	50.251	136.3	1:39:27.137	
							32		2	3:16.834	54.907	1:28.042	53.885	128.1	1:42:43.971	
							33		1	6:26.391	3:59.356	1:26.665	1:00.370	65.3	1:49:10.362	
							34		1	3:50.832	1:26.639	1:30.773	53.420	109.2	1:53:01.194	
							35		1	3:22.804	59.103	1:30.202	53.499	124.3	1:56:23.998	
							36		1	3:32.646	59.671	1:31.546	1:01.429	118.6	1:59:56.644	
							37		1	3:01.093	51.560	1:22.030	47.503	139.2	2:02:57.737	
							38		1	2:58.070	49.712	1:21.002	47.356	141.6	2:05:55.807	
							39		1	2:57.222	50.031	1:21.065	46.126	142.3	2:08:53.029	
							249		Egeland Motorsport		BMW M235i Cup		3			
							1		1	3:26.656	1:02.769	1:28.564	55.323	122.0	3:26.656	
							2		1	4:04.745	1:15.224	1:49.707	59.814	103.0	7:31.401	
							3		1	4:29.222	1:20.533	1:57.705	1:10.984	93.7	12:00.623	
							4		1	3:58.320	1:10.961	1:43.478	1:03.881	105.8	15:58.943	
							5		1	3:04.366	51.504	1:24.838	48.024	136.8	19:03.309	
							6		1	3:04.854	51.307	1:25.726	47.821	136.4	22:08.163	
							7		1	3:02.577	50.245	1:25.977	46.355	138.1	25:10.740	
							8		1	2:59.568	49.786	1:23.246	46.536	140.4	28:10.308	
							9		1	2:57.986	50.946	1:21.746	45.294	141.7	31:08.294	
							10		1	2:56.248	49.714	1:20.386	46.148	143.1	34:04.542	
							11		1	7:31.137	5:29.754	1:17.703	43.680	55.9	41:35.679	
							12		1	2:48.855	48.837	1:16.899	43.119	149.3	44:24.534	
							13		1	2:48.440	47.724	1:16.450	44.266	149.7	47:12.974	
							14		1	2:46.404	47.893	1:15.349	43.162	151.5	49:59.378	
							15		1	2:47.622	47.668	1:16.722	43.232	150.4	52:47.000	
							16		1	2:46.811	47.118	1:15.837	43.856	151.2	55:33.811	
							248		Captain Racing		BMW M235i Cup		3			
							1		1	3:25.219	1:02.037	1:27.676	55.506	122.9	3:25.219	
							245		MSE		BMW M235i Cup		3			
							1		2	3:31.028	1:04.410	1:29.733	56.885	119.5	3:31.028	
							2		2	4:03.272	1:13.241	1:49.239	1:00.792	103.6	7:34.300	
							3		2	4:48.503	2:08.671	1:31.985	1:07.847	87.4	12:22.803	
							4		2	3:55.809	1:10.657	1:39.371	1:05.781	106.9	16:18.612	
							5		2	3:04.168	52.716	1:23.941	47.511	136.9	19:22.780	
							6		2	3:04.813	52.760	1:24.891	47.162	136.4	22:27.593	
							7		2	3:03.607	52.748	1:24.106	46.753	137.3	25:31.200	
							8		2	3:01.309	52.318	1:22.758	46.233	139.1	28:32.509	
							9		2	3:01.223	52.145	1:22.144	46.934	139.1	31:33.732	
							10		2	3:00.791	53.110	1:21.455	46.226	139.5	34:34.523	
							11		1	6:01.770	3:48.518	1:26.035	47.217	69.7	40:36.293	
							12		1	2:59.368	54.851	1:18.750	45.767	140.6	43:35.661	
							13		1	2:55.594	52.047	1:17.682	45.865	143.6	46:31.255	
							14		1	2:53.380	51.345	1:17.204	44.831	145.4	49:24.635	
							15		1	2:55.358	52.206	1:17.945	45.207	143.8	52:19.993	
							16		1	2:53.634	51.918	1:16.898	44.818	145.2	55:13.627	
							17		1	2:52.595	51.011	1:16.340	45.244	146.1	58:06.222	
							18		1	2:52.163	50.552	1:16.852	44.759	146.5	1:00:58.385	
							19		1	2:51.922	50.703	1:16.619	44.600	146.7	1:03:50.307	
							20		1	2:52.433	50.460	1:16.816	45.157	146.2	1:06:42.740	
							21		1	2:52.088	50.306	1:17.008	44.774	146.5	1:09:34.828	
							22		1	2:51.891	50.685	1:16.647	44.559	146.7	1:12:26.719	
							23		1	4:24.024	50.336	1:29.969	2:03.719	95.5	1:16:50.743	
							24		1	4:21.843	2:17.535	1:19.069	45.239	96.3	1:21:12.586	
							25		1	2:52.524	50.563	1:17.423	44.538	146.1	1:24:05.110	
							26		1	2:53.039	50.714	1:17.130	45.195	145.7	1:26:58.149	
							27		1	2:54.123	51.297	1:17.696	45.130	144.8	1:29:52.272	
							28		1	2:56.091	50.632	1:19.033	46.426	143.2	1:32:48.363	
							29		1	2:59.588	50.761	1:21.751	47.076	140.4	1:35:47.951	
							30		2	6:22.240	4:10.716	1:24.255	47.269	66.0	1:42:10.191	
							31		2	3:18.439	56.687	1:31.160	50.592	127.1	1:45:28.630	
							32		2	3:41.086	56.416	1:33.950	1:10.720	114.0	1:49:09.716	
							33		2	3:51.219	1:26.326	1:31.097	53.796	109.0	1:53:00.935	
							34		2	3:22.769	59.163	1:29.952	53.654	124.3	1:56:23.704	
							35		2	3:32.289	59.687	1:31.398	1:01.204	118.8	1:59:55.993	
							36		2	3:08.039	53.615	1:25.046	49.378	134.1	2:03:04.032	
							37		2	3:19.579	53.191	1:31.913	54.475	126.3	2:06:23.611	
							38		2	3:17.651	56.439	1:29.520	51.692	127.6	2:09:41.262	





BELCAR ENDURANCE CHAMPIONSHIP


SPA EURO RACE

RACE

Analysis

							Personal Best		Session Best		B Crossing the finish line in pit lane											
Lap	D	Time	Sector 1	Sector 2	Sector 3	Kph	Elapsed	Lap	D	Time	Sector 1	Sector 2	Sector 3	Kph	Elapsed							
17	1	2:47.032	47.865	1:16.222	42.945	151.0	58:20.843	33	1	4:35.218	1:29.881	2:03.777	1:01.560	91.6	1:59:31.491							
18	1	2:46.604	47.851	1:15.598	43.155	151.3	1:01:07.447	34	1	3:29.437	58.950	1:34.249	56.238	120.4	2:03:00.928							
19	1	2:46.536	47.357	1:15.982	43.197	151.4	1:03:53.983	35	1	3:18.319	58.983	1:27.677	51.659	127.1	2:06:19.247							
20	1	2:46.889	47.548	1:16.565	42.776	151.1	1:06:40.872	36	1	3:16.078	57.163	1:27.783	51.132	128.6	2:09:35.325							
21	1	2:47.760	47.394	1:16.844	43.522	150.3	1:09:28.632	311 JR Motorsport BMW M3 1. Pieter VAN SOELEN 4 2. K BOGAERTS														
22	1	2:46.794	47.593	1:16.127	43.074	151.2	1:12:15.426	1	2	3:45.428	1:15.534	1:31.778	58.116	111.9	3:45.428							
23	1	4:33.362	47.302	1:42.429	2:03.631	92.2	1:16:48.788	2	2	4:02.137	1:12.544	1:57.814	51.779	104.1	7:47.565							
24	2	5:17.311	3:14.332	1:18.330	44.649	79.5	1:22:06.099	3	2	4:26.897	1:14.125	2:01.289	1:11.483	94.5	12:14.462							
25	2	2:49.032	48.783	1:16.363	43.886	149.2	1:24:55.131	4	2	3:54.257	1:09.151	1:40.677	1:04.429	107.6	16:08.719							
26	2	2:50.776	48.552	1:18.107	44.117	147.6	1:27:45.907	5	2	2:58.572	49.696	1:22.769	46.107	141.2	19:07.291							
27	2	2:51.724	48.506	1:18.901	44.317	146.8	1:30:37.631	6	2	2:57.096	48.948	1:22.659	45.489	142.4	22:04.387							
28	2	2:52.698	49.126	1:18.044	45.528	146.0	1:33:30.329	7	2	2:56.479	48.313	1:21.537	46.629	142.9	25:00.866							
29	2	2:52.479	48.953	1:18.094	45.432	146.2	1:36:22.808	8	2	2:52.419	48.085	1:20.727	43.607	146.2	27:53.285							
30	2	3:03.897	49.636	1:25.138	49.123	137.1	1:39:26.705	9	2	2:51.329	47.468	1:19.000	44.861	147.2	30:44.614							
31	2	3:14.370	54.112	1:27.662	52.596	129.7	1:42:41.075	10	2	2:51.418	47.630	1:19.570	44.218	147.1	33:36.032							
32	2	4:01.590	1:21.286	1:44.874	55.430	104.4	1:46:42.665	11	2	5:06.678	3:00.146	1:22.662	43.870	82.2	38:42.710							
33	2	3:29.352	1:01.967	1:33.360	54.025	120.4	1:50:12.017	12	2	2:47.958	48.244	1:17.084	42.630	150.1	41:30.668							
34	2	4:45.131	59.036	1:53.968	1:52.127	88.4	1:54:57.148	13	2	2:43.393	45.797	1:15.225	42.371	154.3	44:14.061							
35	2	4:34.920	1:29.649	2:04.042	1:01.229	91.7	1:59:32.068	14	2	2:45.480	46.264	1:16.858	42.358	152.4	46:59.541							
36	2	3:06.868	53.272	1:25.556	48.040	134.9	2:02:38.936	15	2	2:40.167	45.406	1:13.091	41.670	157.4	49:39.708							
37	2	3:03.336	51.710	1:24.030	47.596	137.5	2:05:42.272	16	2	2:41.290	45.038	1:14.956	41.296	156.3	52:20.998							
38	2	2:54.990	50.256	1:18.345	46.389	144.1	2:08:37.262	17	2	2:39.206	45.317	1:13.098	40.791	158.4	55:00.204							
257 QSR Racing BMW Clubsport 5 1. Tim MICHELS 2. LUC JANSSENS							18									2	2:41.160	45.029	1:14.874	41.257	156.5	57:41.364
1	2	3:51.613	1:16.953	1:33.162	1:01.498	108.9	3:51.613	19	2	2:42.681	45.404	1:15.206	42.071	155.0	1:00:24.045							
2	2	5:04.784	2:29.919	1:39.366	55.499	82.7	8:56.397	20	2	2:39.405	45.669	1:12.958	40.783	158.2	1:03:03.450							
3	2	3:32.260	1:00.777	1:37.595	53.888	118.8	12:28.657	21	2	2:41.502	47.346	1:13.494	40.662	156.1	1:05:44.952							
4	2	3:57.449	1:09.861	1:38.186	1:09.402	106.2	16:26.106	22	2	2:39.204	44.923	1:13.598	40.683	158.4	1:08:24.156							
5	2	3:17.547	58.070	1:29.553	49.924	127.6	19:43.653	23	2	2:41.556	46.476	1:13.687	41.393	156.1	1:11:05.712							
6	2	3:13.897	56.531	1:28.047	49.319	130.0	22:57.550	24	2	2:38.838	44.793	1:12.981	41.064	158.7	1:13:44.550							
7	2	3:10.608	55.338	1:26.245	49.025	132.3	26:08.158	25	2	5:50.744	1:33.360	2:54.081	1:23.303	71.9	1:19:35.294							
8	2	3:12.342	55.611	1:27.922	48.809	131.1	29:20.500	26	2	2:40.762	45.744	1:13.842	41.176	156.8	1:22:16.056							
9	2	3:09.267	55.462	1:24.988	48.817	133.2	32:29.767	27	2	2:41.574	45.625	1:15.092	40.857	156.1	1:24:57.630							
10	2	3:09.876	55.732	1:25.591	48.553	132.8	35:39.643	28	2	2:43.474	45.436	1:16.283	41.755	154.2	1:27:41.104							
11	2	3:07.409	55.275	1:23.627	48.507	134.5	38:47.052	29	2	2:41.500	46.038	1:14.272	41.190	156.1	1:30:22.604							
12	2	3:07.661	55.216	1:24.289	48.156	134.4	41:54.713	30	2	2:43.253	45.140	1:15.114	42.999	154.4	1:33:05.857							
13	2	3:07.069	55.053	1:23.505	48.511	134.8	45:01.782	31	2	2:43.429	45.022	1:15.737	42.670	154.3	1:35:49.286							
14	2	3:05.944	54.582	1:23.304	48.058	135.6	48:07.726	32	2	5:57.544	3:43.749	1:26.389	47.406	70.5	1:41:46.830							
15	2	3:05.487	53.833	1:23.762	47.892	135.9	51:13.213	33	2	3:37.849	1:09.204	1:38.857	49.788	115.7	1:45:24.679							
16	2	3:06.454	54.392	1:23.939	48.123	135.2	54:19.667	34	2	3:42.359	58.087	1:33.888	1:10.384	113.4	1:49:07.038							
17	2	3:08.865	54.199	1:25.648	49.018	133.5	57:28.532	35	2	3:51.007	1:24.155	1:33.740	53.112	109.1	1:52:58.045							
18	2	3:06.973	53.969	1:24.698	48.306	134.9	1:00:35.505	36	2	3:23.292	58.958	1:31.145	53.189	124.0	1:56:21.337							
19	2	3:07.058	54.177	1:24.866	48.015	134.8	1:03:42.563	37	2	3:32.533	1:00.008	1:31.479	1:01.046	118.6	1:59:53.870							
20	1	7:06.484	4:48.635	1:27.098	50.751	59.1	1:10:49.047	38	2	3:03.813	51.074	1:24.914	47.825	137.2	2:02:57.683							
21	1	3:11.831	57.276	1:23.968	50.587	131.4	1:14:00.878	39	2	2:54.719	48.290	1:21.124	45.305	144.3	2:05:52.402							
22	1	5:45.572	1:37.073	2:50.644	1:17.855	73.0	1:19:46.450	40	2	2:55.133	50.144	1:20.412	44.577	144.0	2:08:47.535							
23	1	3:10.646	56.034	1:24.943	49.669	132.3	1:22:57.096	325 DZ Competition BMW Clubsport 5 1. Bernard CLAES 2. Benoit PHILIPS														
24	1	3:10.678	56.574	1:24.493	49.611	132.2	1:26:07.774	1	1	3:52.969	1:16.931	1:35.499	1:00.539	108.2	3:52.969							
25	1	3:11.646	55.858	1:25.490	50.298	131.6	1:29:19.420	2	1	4:53.129	2:11.756	1:40.950	1:00.423	86.0	8:46.098							
26	1	3:13.220	55.936	1:26.829	50.455	130.5	1:32:32.640	3	1	3:39.298	59.519	1:40.758	59.021	115.0	12:25.396							
27	1	3:13.534	56.162	1:25.494	51.878	130.3	1:35:46.174	4	1	3:57.667	1:10.333	1:38.547	1:08.787	106.1	16:23.063							
28	1	3:21.167	57.112	1:29.023	55.032	125.3	1:39:07.341	5	1	3:19.737	59.121	1:30.383	50.233	126.2	19:42.800							
29	1	3:27.821	1:01.367	1:32.614	53.840	121.3	1:42:35.162	6	1	3:13.926	56.678	1:28.377	48.871	130.0	22:56.726							
30	1	4:07.140	1:26.857	1:44.735	55.548	102.0	1:46:42.302	7	1	3:06.641	54.948	1:24.501	47.192	135.1	26:03.367							
31	1	3:28.780	1:01.804	1:33.409	53.567	120.8	1:50:11.082															
32	1	4:45.191	59.325	1:53.802	1:52.064	88.4	1:54:56.273															





BELCAR ENDURANCE CHAMPIONSHIP

SPA EURO RACE

RACE

Analysis

							Personal Best		Session Best		B Crossing the finish line in pit lane											
Lap	D	Time	Sector 1	Sector 2	Sector 3	Kph	Elapsed	Lap	D	Time	Sector 1	Sector 2	Sector 3	Kph	Elapsed							
16	2	2:46.923	47.508	1:15.701	43.714	151.1	54:43.307	31	3	2:28.156	42.684	1:06.444	39.028	170.2	1:29:20.391							
17	2	2:45.936	47.262	1:16.045	42.629	152.0	57:29.243	32	3	2:49.915	1:06.340	1:04.947	38.628	148.4	1:32:10.306							
18	2	2:45.936	47.405	1:15.914	42.617	152.0	1:00:15.179	33	3	2:26.817	42.010	1:06.679	38.128	171.7	1:34:37.123							
19	2	2:46.027	47.126	1:15.951	42.950	151.9	1:03:01.206	34	3	2:30.714	42.024	1:08.745	39.945	167.3	1:37:07.837							
20	2	2:45.622	47.545	1:16.211	41.866	152.2	1:05:46.828	35	3	2:42.924	43.573	1:16.006	43.345	154.8	1:39:50.761							
21	2	2:46.878	47.869	1:16.846	42.163	151.1	1:08:33.706	36	1	5:34.619	3:06.345	1:38.329	49.945	75.4	1:45:25.380							
22	2	2:46.162	47.343	1:16.734	42.085	151.7	1:11:19.868	37	1	3:47.966	1:18.355	1:26.957	1:02.654	110.6	1:49:13.346							
23	2	2:49.676	46.990	1:16.163	46.523	148.6	1:14:09.544	38	1	5:37.125	1:26.073	2:19.614	1:51.438	74.8	1:54:50.471							
24	2	5:29.690	1:44.384	2:36.805	1:08.501	76.5	1:19:39.234	39	1	4:33.911	1:29.668	2:04.478	59.765	92.1	1:59:24.382							
25	2	2:48.389	49.926	1:16.363	42.100	149.7	1:22:27.623	40	1	2:42.849	46.428	1:14.312	42.109	154.8	2:02:07.231							
26	2	2:46.456	47.369	1:15.994	43.093	151.5	1:25:14.079	41	1	2:41.610	45.692	1:14.144	41.774	156.0	2:04:48.841							
27	2	2:48.994	47.291	1:17.354	44.349	149.2	1:28:03.073	42	1	2:41.083	46.254	1:13.718	41.111	156.5	2:07:29.924							
28	3	4:30.456	2:34.347	1:14.206	41.903	93.2	1:32:33.529	<div style="border: 1px solid black; padding: 5px;"> 705 Mc Donald's Racing 1. David HOUTHOOFD 2. François BOUILLON Norma M20 FC 2 </div>							1	2	3:02.791	54.780	1:20.230	47.781	137.9	3:02.791
29	3	2:42.638	46.180	1:14.337	42.121	155.0	1:35:16.167								2	2	4:20.061	1:06.630	2:02.375	1:11.056	97.0	7:22.852
30	3	2:45.975	45.849	1:16.217	43.909	151.9	1:38:02.142								3	2	4:29.644	1:21.590	1:56.318	1:11.736	93.5	11:52.496
31	3	2:57.591	48.059	1:23.229	46.303	142.0	1:40:59.733								4	2	3:59.550	1:11.041	1:45.148	1:03.361	105.3	15:52.046
32	3	3:03.716	49.401	1:24.464	49.851	137.2	1:44:03.449								5	2	2:50.539	48.369	1:17.742	44.428	147.8	18:42.585
33	3	4:49.647	1:03.302	2:22.599	1:23.746	87.1	1:48:53.096								6	2	2:48.777	47.219	1:17.707	43.851	149.4	21:31.362
34	3	3:42.576	1:17.686	1:32.141	52.749	113.3	1:52:35.672								7	2	2:48.583	47.300	1:17.660	43.623	149.6	24:19.945
35	3	3:19.423	58.561	1:29.789	51.073	126.4	1:55:55.095								8	2	2:48.744	46.839	1:18.757	43.148	149.4	27:08.689
36	3	3:49.511	56.632	1:51.363	1:01.516	109.9	1:59:44.606								9	2	2:48.637	47.545	1:18.637	42.455	149.5	29:57.326
37	3	3:01.363	52.319	1:23.895	45.149	139.0	2:02:45.969								10	2	2:44.214	46.643	1:15.382	42.189	153.5	32:41.540
38	3	2:55.116	49.721	1:19.372	46.023	144.0	2:05:41.085	11	2	2:44.575	46.682	1:15.292	42.601	153.2	35:26.115							
39	3	2:47.091	48.044	1:16.011	43.036	150.9	2:08:28.176	12	2	2:43.430	46.729	1:14.218	42.483	154.3	38:09.545							
<div style="border: 1px solid black; padding: 5px;"> 701 Deldiche Racing by JDC Events 1. Luc DE COCK 3. Tim JOOSEN Norma M20 FC 2 </div>																						
1	1	2:57.524	52.007	1:20.397	45.120	142.0	2:57.524	13	1	4:06.186	2:08.677	1:15.082	42.427	102.4	42:15.731							
2	1	4:23.723	1:10.010	2:01.950	1:11.763	95.6	7:21.247	14	1	2:38.436	45.636	1:11.795	41.005	159.1	44:54.167							
3	1	4:29.709	1:21.501	1:56.632	1:11.576	93.5	11:50.956	15	1	2:38.362	45.308	1:12.550	40.504	159.2	47:32.529							
4	1	3:59.665	1:11.143	1:45.434	1:03.088	105.2	15:50.621	16	1	2:44.068	45.558	1:11.858	46.652	153.7	50:16.597							
5	1	2:49.256	47.374	1:17.926	43.956	149.0	18:39.877	17	1	4:13.379	2:21.807	1:11.695	39.877	99.5	54:29.976							
6	1	2:50.088	47.041	1:19.417	43.630	148.2	21:29.965	18	1	2:33.726	44.672	1:10.427	38.627	164.0	57:03.702							
7	1	2:50.499	46.681	1:19.725	44.093	147.9	24:20.464	19	1	2:31.596	44.471	1:08.500	38.625	166.3	59:35.298							
8	1	2:44.782	46.483	1:16.104	42.195	153.0	27:05.246	20	1	2:32.675	43.993	1:10.433	38.249	165.1	1:02:07.973							
9	1	2:42.752	45.722	1:16.042	40.988	154.9	29:47.998	21	1	2:32.538	44.780	1:08.500	39.258	165.3	1:04:40.511							
10	1	2:40.154	45.051	1:13.929	41.174	157.4	32:28.152	22	1	2:29.637	43.541	1:07.768	38.328	168.5	1:07:10.148							
11	1	2:41.257	45.342	1:14.536	41.379	156.4	35:09.409	23	1	2:28.816	43.505	1:06.985	38.326	169.4	1:09:38.964							
12	3	4:05.172	2:20.998	1:06.682	37.492	102.8	39:14.581	24	1	2:30.901	44.881	1:07.741	38.279	167.1	1:12:09.865							
13	3	2:30.385	42.639	1:07.418	40.328	167.7	41:44.966	25	1	3:26.471	45.279	1:08.348	1:32.844	122.1	1:15:36.336							
14	3	2:29.405	42.092	1:07.890	39.423	168.8	44:14.371	26	1	4:39.726	2:11.555	1:49.093	39.078	90.1	1:20:16.062							
15	3	2:25.651	42.688	1:04.211	38.752	173.1	46:40.022	27	1	2:29.758	43.599	1:07.386	38.773	168.4	1:22:45.820							
16	3	2:29.341	44.194	1:07.135	38.012	168.8	49:09.363	28	1	2:31.830	42.961	1:09.657	39.212	166.1	1:25:17.650							
17	3	2:26.458	42.200	1:05.639	38.619	172.2	51:35.821	29	1	2:33.159	45.517	1:09.292	38.350	164.6	1:27:50.809							
18	3	2:28.003	42.218	1:07.708	38.077	170.4	54:03.824	30	1	2:36.959	46.019	1:12.353	38.587	160.6	1:30:27.768							
19	3	2:26.485	42.221	1:05.404	38.860	172.1	56:30.309	31	1	2:34.335	43.304	1:11.152	39.879	163.4	1:33:02.103							
20	3	2:26.218	41.942	1:05.198	39.078	172.4	58:56.527	32	1	2:40.970	43.152	1:13.709	44.109	156.6	1:35:43.073							
21	3	2:26.005	42.456	1:04.929	38.620	172.7	1:01:22.532	33	1	2:37.163	43.583	1:11.296	42.284	160.4	1:38:20.236							
22	3	2:28.185	43.930	1:05.836	38.419	170.2	1:03:50.717	34	1	2:48.216	46.449	1:18.581	43.186	149.9	1:41:08.452							
23	3	2:28.899	42.416	1:06.297	40.186	169.3	1:06:19.616	35	1	3:04.530	49.380	1:30.475	44.675	136.6	1:44:12.982							
24	3	2:28.494	42.668	1:05.613	40.213	169.8	1:08:48.110	36	2	5:12.410	3:01.442	1:23.608	47.360	80.7	1:49:25.392							
25	3	2:27.923	44.981	1:05.558	37.384	170.5	1:11:16.033	37	2	5:27.297	1:16.393	2:19.628	1:51.276	77.0	1:54:52.689							
26	3	2:28.541	42.161	1:06.350	40.030	169.7	1:13:44.574	38	2	4:34.495	1:30.519	2:03.800	1:00.176	91.9	1:59:27.184							
27	3	5:45.563	1:31.711	2:54.646	1:19.206	73.0	1:19:30.137	39	2	2:48.245	48.534	1:16.696	43.015	149.9	2:02:15.429							
28	3	2:29.605	42.302	1:09.020	38.283	168.5	1:21:59.742	40	2	2:43.380	47.081	1:14.097	42.202	154.3	2:04:58.809							
29	3	2:26.593	42.136	1:05.130	39.327	172.0	1:24:26.335	41	2	2:44.966	47.879	1:14.846	42.241	152.8	2:07:43.775							
30	3	2:25.900	42.248	1:05.477	38.175	172.8	1:26:52.235															